

Vibrational & Curling Analysis of Reinforced Concrete Multistory Building under Different Zone's

Purnachand¹, Prof Dr. ManendraPratap Verma²

¹M Tech Research Scholar, Department of Civil Engineering, Madhyanchal Professional University, Bhopal, Madhya Pradesh, India

²Professor, Department of Civil Engineering, Madhyanchal Professional University, Bhopal, Madhya Pradesh, India

Abstract

The plan is explored for the gravity loads and also for the equivalent loads for example curling load in zone-ii (Bhopal), zone-iii (Nagpur), zone iv (Delhi), zone-v (Calcutta), zone-vi (Darbhanga). The structure is made on the thing known as staad.pro v8i. This appraisal is the assessment of the Reinforced strong cement multi-story building (G+10). The codes utilized for the evaluations of Dead weight are IS:875(Part 1)- 1987, for live weight the code IS :875(Part 2)-1987 and for the incorporates of curling power in various breeze zones are IS:875 (section 3) - 1987. The deferred outcome of these appraisal shows the adjustment in powers, clearings responses and weight of steel the proportion of partner material expected to repudiate equivalent loads will expand certainly. Amount of essential material expected to contradict sidelong loads will augment drastically.

1. INTRODUCTION

In general, curling speed within the region physical phenomenon will increase with height from zero at ground level to a most at a height referred to as the gradient heights. The variation with height depends totally on the tract conditions. Curling speeds are a unit controlled by native pressure anomalies that successively area unit influenced by temperature and native topographical options. Curling speed exhibits a large variation not solely from place to place however additionally throughout the day. According to bureau of Indian standard (BSI) India has classified in six curling zones. Zone-vi has very high curling intensity (55m/s), and zone-I, has very low curling intensity (33m/s). The Indian subcontinent has a background marked by pulverizing tremors. The genuine clarification behind the high repeat and force of the seismic quakes is that the Indian plate is colliding with Asia at a pace of around 47 mm/year.

Topographical estimations of India exhibit that pretty much 59% of the land is helpless against shakes. A World Bank and United Nations report demonstrates measures that around 200 million city occupants in India will be introduced to storms and quakes by 2050.

The latest transformation of seismic drafting aide of India given in the tremor safe arrangement code of India [IS 1893 (Part 1) 2002] dispenses four degrees of seismicity for India to the extent zone segments. Figuratively speaking, the quake drafting aide of India parts India into 4 seismic zones (Zone 2, 3, 4 and 5) unlike its previous variation, which included five or six zones for the country. As demonstrated by the current drafting map, Zone 5 expects the most unusual measure of seismicity while Zone 2 is connected with the most un-level of seismicity.

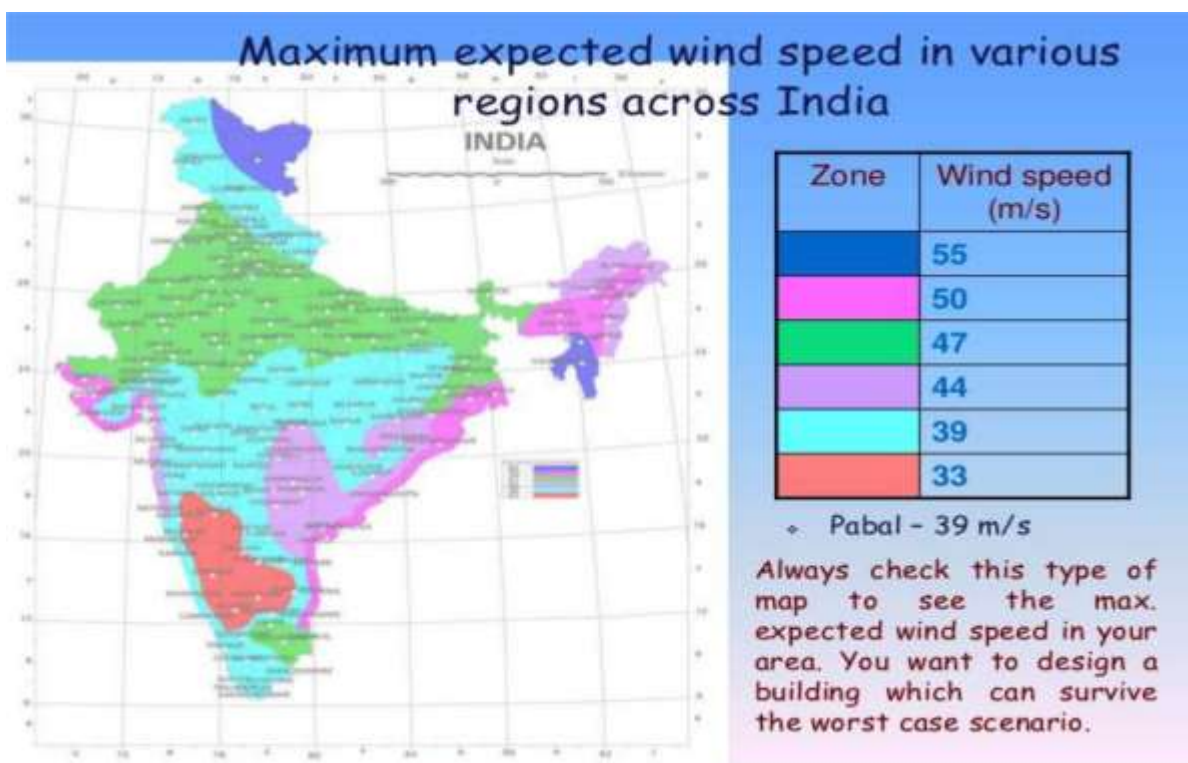


Figure: 1 Curling Speed in Various Regions across in India

2. OBJECTIVE

Curling engineering could be subsets of engineering science, structural engineering, and applied physics to investigate the results of curling within the natural and also the designed atmosphere and studies the doable harm, inconvenience or advantages which can result from curling. Within the field of engineering it includes sturdy curlings, which can cause discomfort, likewise as Extreme curlings, like in an exceedingly tornado, cyclone or significant storm, which can cause widespread destruction. Curling engineering deals with meteorology, fluid dynamics, mechanics, geographic data systems and variety of specialist engineering disciplines together with aeromechanics, and structural dynamics. The tools used embody atmospherically models, atmospherically physical phenomenon curling tunnels, open jet facilities and procedure fluid dynamics models.

Curling engineering involves, among different topics

Curling impact on structures (buildings, bridges, towers).Curling comfort close to buildings.

Effects of curling on the ventilation in an exceedingly building.

3. LITERATURE REVIEW

Raghu et al. (2018), carried out the limit state method of analysis and design of 3B+G+40-storey RC (reinforced concrete) high rise building under the curling and seismic loads as per IS code of practice. They checked the safely in the structure and the allowable limits and the other relative references in literature on effect of curling and earthquake loadings on the building.

Ramakrishna et al. (2018), for the plan engineers, determination of the sort of the design for a specific intention is vital of late. Under conditions, piece constructions and framework structures ends up being more useful contrasted with the regular RC Framed Structures. Building angles and the adaptability of the space usage inside the constructions, simple structure work and so on the modes are finished utilizing E-Tabs 2015 IS Code 456-2000. G+14 story structures are taken and planned and investigation is accomplished for both Gravity (D.L and L.L) and horizontal (earth tremor and curling) loads.

TusharGolait et al. (2019), ongoing headways in the field of Structural Design are identified with Flat Slabs and Grid Floors. This examination is centered on considering the conduct of regular pieces, level sections and network chunks. Relative investigation was done regarding nodal diversion, pillar shear and bar minutes. The displaying and examination was finished utilizing STAAD genius V8i, thinking about square, hexagonal and octagonal calculations for the designs. The models were created for 10, 20 and 30 stories. Seismic loadings were considered for Zone II as per IS: 1893 (Part 1) - 2002, to assess the exhibition of the relative multitude of 27 models and it was finished up based on examination that.

4. METHODOLOGY

4.1. Flow Chart

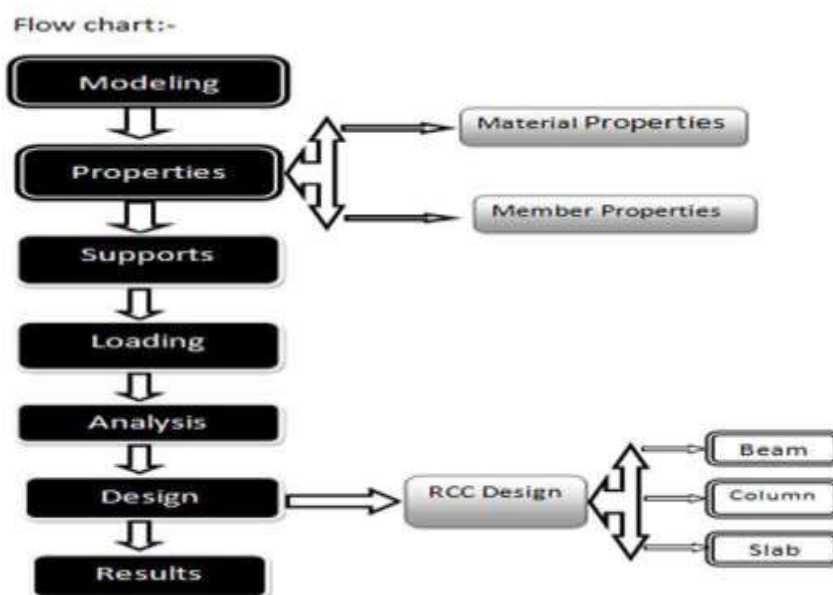


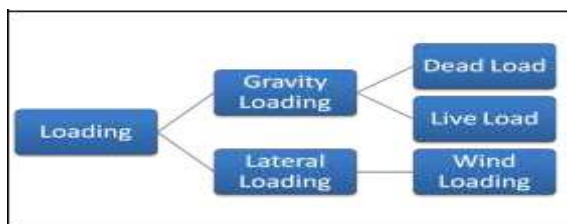
Figure 2 Flow Chart

This proposition manages similar investigation of curling conduct of skyscraper structures building outlines with 3 mathematical (3 D) setups and totally extraordinary breeze zones, underneath the breeze sway according to 875 (section iii):1987 static examination. A correlation of study curlings up as far as max removals, curling powers, max twisting minutes, most hub power, most shear power and response This investigation is attempted in after advances: - Modeling of building.

1. Modelling of building.
2. Designing of construction altogether five breeze zones (39, 44, 47, 50 and 55 m/s) according to is-875 (section iii):1987.

3. Modelling of building outlines is done on staad-genius v8i bundle.
4. Comparative investigation of results as curling powers, twisting minutes, most pivotal power, relocations, most shear power and response.
5. Analysis of the construction for the gravity load.

4.2. Applications of Loading on Structure in Staad.Pro:-



5. Details of Structure Modeling

Table .1Details of the structure

S. No.	Particulars	Values
1	Size of Beam	0.6mx0.4m
2	Size Of Column	0.7mx0.5m
3	Plan Size	34.72mx26.83m
4	Height Of Structure	35.5m
5	Height Of Individual Story	3m
6	Density Of Brick Masonry	20KN/M ³
7	Density Of Concrete	25KN/M ³
8	Grade Of Concrete	M-25
9	Grade Of Steel	Fe-415
10	Soil Condition	Medium Soil
11	Thickness Of Outer Wall	0.2m
12	Thickness Of Inner Wall	0.1m
13	Curling Zones	II, III, IV, V, VI
14	Thickness Of Slab	0.15m
15	Importance Factor	1
16	Terrain Category	2
17	Class Of Structure	B

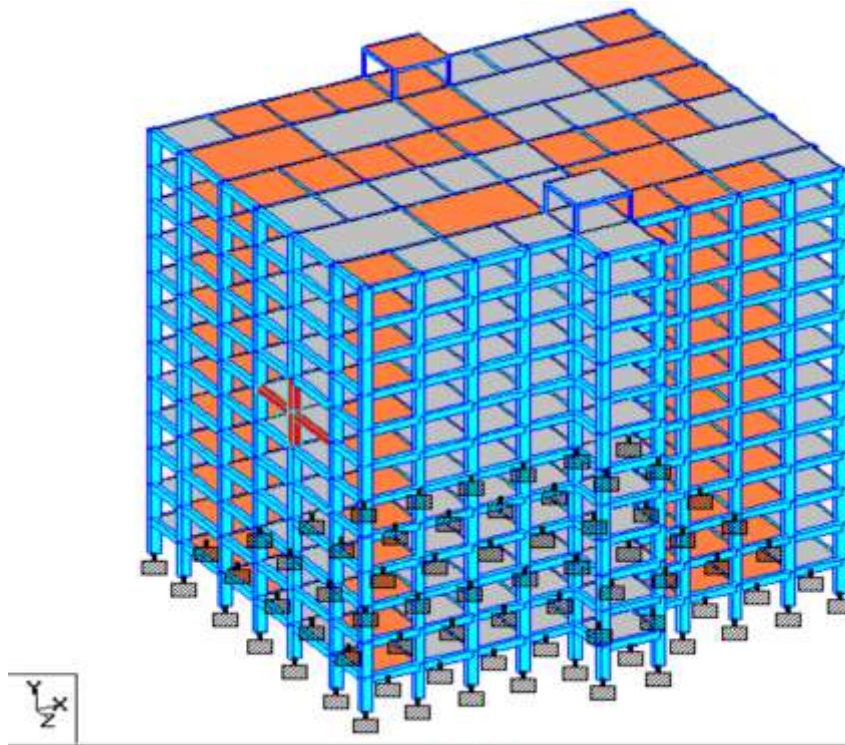


Figure.3 Perspective View of Three Dimensional Modelling

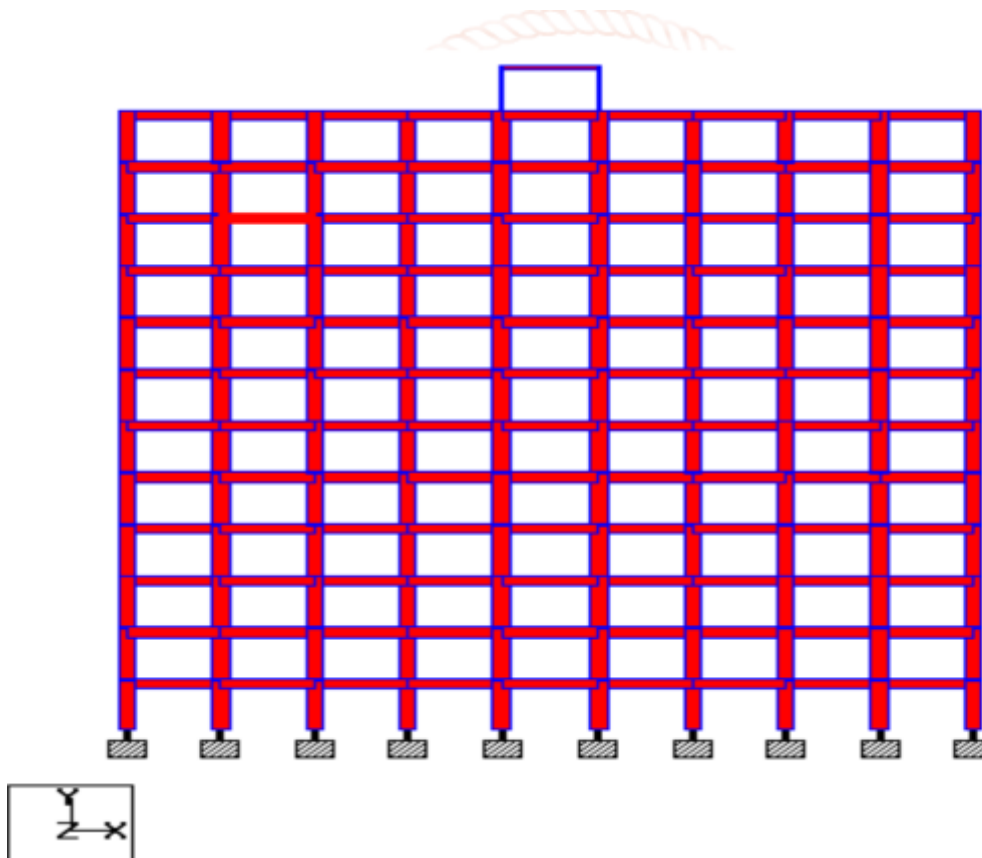


Figure-4 Front View of Three Dimensional Modelling

6. LOAD CALCULATION

Dead burden comprise of the perpetual developments material burden packing the shaft, section, rooftop, floor, divider and establishments including claddings finish and fixed gear .Dead burden is an absolute heap of the entirety of the segments of the structure that for the most part don't change over the long haul.

As per IS: 875 (part -I)

Outer wall load = $.2 * 20 * 2.4 = 9.6 \text{kn/m}^2$

Inner wall load = $.1 * 20 * 2.4 = 4.8 \text{kn/m}^2$

Parapet wall load = $.1 * 20 * 1 = 2 \text{kn/m}^2$

Floor load (SLAB) + floor finishing load = 4.75kn/m^2

Live Load:-

This heaps are not lasting or moving burdens. the accompanying burdens remembers for this kind of loadings forced burden, fixed apparatus , parts divider these heaps through fixed in positions can't be re-lived upon to act forever for the duration of the existence of the design. As per IS: 875 (part –II)

Live load = 3KN/m^2

Curling Load:-

This heaps are not lasting or moving burdens. the accompanying burdens remembers for this kind of loadings forced burden, fixed apparatus , parts divider these heaps through fixed in positions can't be re-lived upon to act forever for the duration of the existence of the design.

Design Curling Speed:-

The basic curling speed (V_b) for any site shall be obtained the following effects to obtain design curling velocity at any height (V_z) for the decide on structure.

Risk Factor (K_1):-

Danger Coefficient (K_1 Factor) gives essential breeze speeds for territory Category 2 as material at 10 m over the ground level dependent on 50 years mean bring period back. In the plan, all things considered, and structures, a local fundamental breeze speed having a mean return time of 50 years will be utilized.

7. Load Combinations:-

We have investigations the structure for gravity load, curling load for various burden blend according to IS 875 (Part 3): 1987 and STAAD has examinations the structure for the most noticeably terrible mix for every individual from the structure. Following are the heap blends which are taken according to IS 875 (Part 3):1987 (for gravity stacking and curling load

7.1. The Curling Pressure Shown With Respect to Cities

Table-2.Curling Pressure Shown with respect to Cities

City	Height (M)	Design Curling Pressure In KN/M ²					
		10	15	20	25	30	35.5
	K ₂	0.98	1.02	1.05	1.07	1.1	1.11
Bhopal(39m/S)		0.88	0.95	1.01	1.060	1.105	1.130
Nagpur(44m/S)		1.116	1.209	1.2807	1.343	1.406	1.440
Delhi(47m/S)		1.280	1.38	1.47	1.54	1.606	1.640
Calcutta(50m/S)		1.450	1.5606	1.654	1.74	1.825	1.860
Darbhang (55m/S)		1.744	1.900	2.000	2.100	2.200	2.250

8. ANALYSIS AND RESULTS

Details of Beam Reinforcement:-

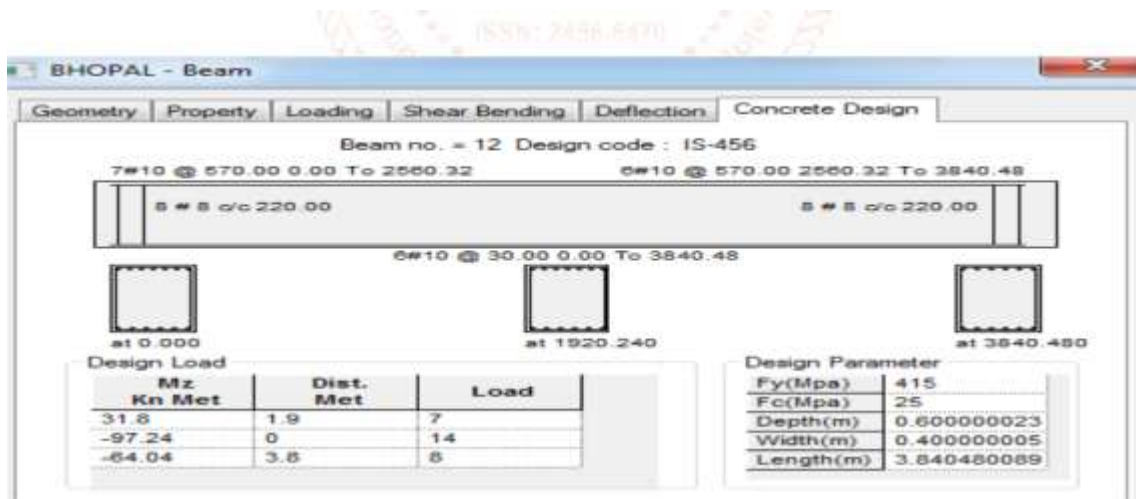


Figure-5. Details of Beam Reinforcement

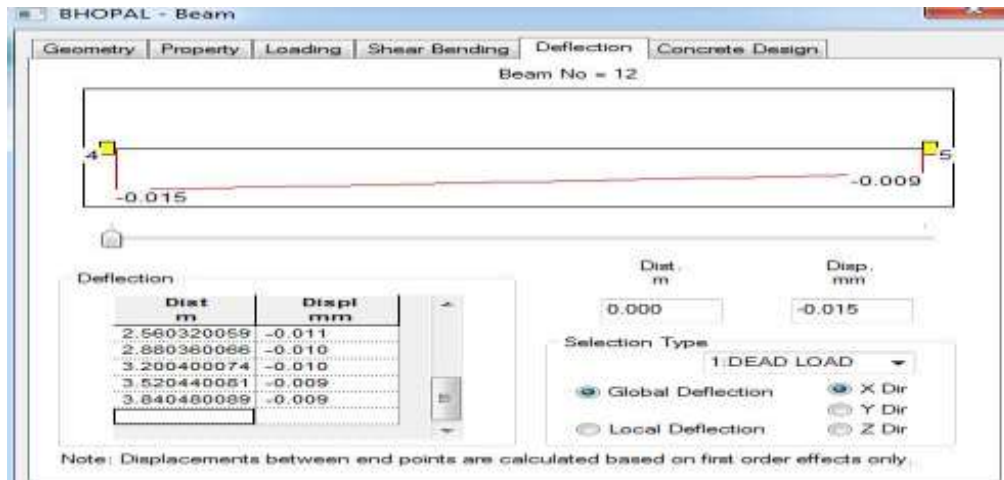


Figure-6. Deflection of Beam

9. Curling Intensity

Table-5.1 Curling Pressure

City	Minimum Curling Intensity	Maximum Curling Intensity
Bhopal	0.88	1.13
Nagpur	1.116	1.44
Delhi	1.28	1.64
Calcutta	1.45	1.86
Darbhangha	1.744	2.25

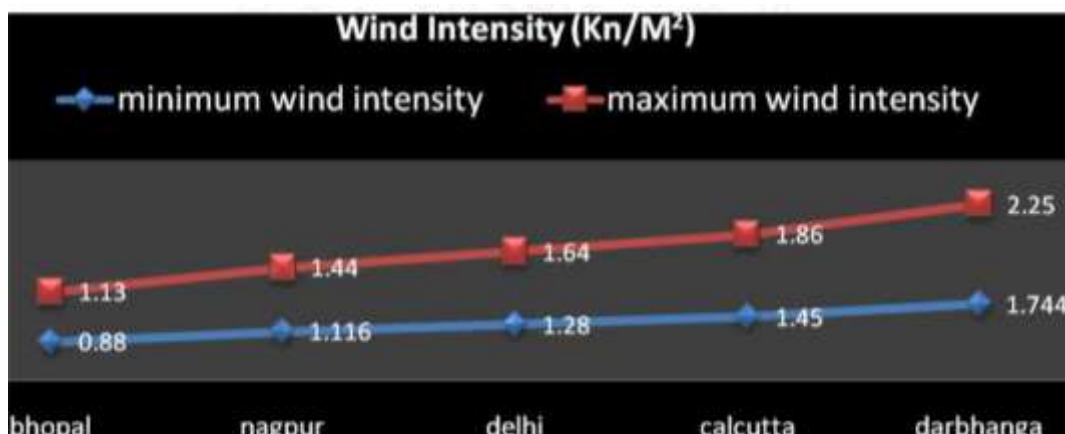


Figure 7 Curling Pressure

10. CONCLUSION

This relative examination causes us to comprehend the reaction of the structure under the the various curlings loading. From this examination we can say that breeze power are rules over the 10m beginning from the soonest stage.

- A. Generally an additional development is given to restrict the breeze load anyway in my assessment there is no convincing motivation to give any sort of additional plan.
- B. The whole Rc layout is expected to restrict the breeze load.
- C. Percentage assortment of supreme strong sum for the whole development, between gravity load plan and curling load plan for curling zone II to VI is found to independently.
- D. Percentage assortment of full scale uphold sum for whole development, between gravity load plan and curling load setup are moreover augments.

REFERENCES

1. Ahmad, Shakeel, "Curling pressures on low rise hip roof buildings". Ph.D. Thesis, Civil Engineering Department, University of Roorkee (Now Indian Institute of Technology Roorkee), May 2000.
2. Ahmad, Shakeel, "Curling pressures on low rise hip roof buildings". Ph.D. Thesis, Civil Engineering Department, University of Roorkee (Now Indian Institute of Technology Roorkee), May 2000.
3. B.S Taranath, (1998), "Structural Analysis and Design of Tall Buildings". McGraw-Hill Book Company, 1988.
4. Davenport, A. G.: The application of statistical concepts to the curling loading of structures. Proceeding of Institution of Civil Engineers, Vol.19, pp.449-472, 1961.
5. Guide to the Use of the Curling Load Provisions of ASCE 7-02 By Kishor C. Mehta; and James M. Delaha.
6. Holmes, J.D., "Mean and fluctuating internal pressures induced by curling". Proc. 5th International Conference on Curling Engineering, Fort Collins, 1979, pp. 435–450
7. Hussain, M., and Lee, B.E., "A curling tunnel study of the mean pressure forces acting on large groups of low rise buildings". Journal of Curling Engineering and Industrial Aerodynamics, Vol. 6, 1980, pp 207–225.
8. IIT Kanpur, Learning Earthquake Resistant Design and Construction, Earthquake Tips.
9. IS 1893 (Part 1):2002 Code of criteria for earthquake resistant design of structures.
10. IS 456: 2000, —Plain and reinforced concrete - Code of practice
11. IS 875 : Part 1 : 1987 Code for design loads (other than earthquake)for buildings and structures It deals with the dead loads, Unit weights of building material and stored materials
12. IS 875 : Part 1 : 1987 Code for design loads (other than earthquake)for buildings and structures It deals with the dead loads, Unit weights of building material and stored materials
13. IS 875: Part 3, 2015, 2013, Design Loads (Other than Earthquake) for Buildings and Structures - Code of Practice Part 3 Curling Loads, Bureau of Indian Standards, New Delhi.
14. IS 875: Part 2: 1987 Code for design loads (other than earthquake) for buildings and structures. It deals with the various types of imposed load that can come on different types of buildings.
15. IS 875: Part 2: 1987 Code for design loads (other than earthquake) for buildings and structures. It deals with the various types of imposed load that can come on different types of buildings.