

A Review on Quality by Design

**Abhay Dilip Bhoir¹, Dr. Nitin C. Mohire², Dr. Manisha H. Vite³,
Jagruti P. Bhoir⁴**

^{1,4}B. Pharm, Shivajirao S Jondhle College of Pharmacy, Asangaon

²Principal, Shivajirao S Jondhle College of Pharmacy, Asangaon

³HOD, Shivajirao S Jondhle College of Pharmacy, Asangaon

ABSTRACT:

the recent conception of “ Quality by Design ”(QbD) gaining so important attention among pharmaceutical diligence for maintaining Quality. It serves as a line between assiduity and medicine nonsupervisory authorities to move towards a scientific, threat grounded, holistic and visionary approach for development of pharmaceutical product. It substantially covers full designing and developing phrasings and manufacturing processes to insure the predefined product quality.

Some of the QbD rudiments include defining target product quality profile, designing product and manufacturing processes, relating critical quality attributes, process parameters, and sources of variability & controlling manufacturing processes to produce harmonious quality over time The purpose of this composition is to bandy the conception of pharmaceutical Quality by Design and describe how it can be help to insure pharmaceutical quality & medicine development.

Quality by Design is the ultramodern approach for quality of medicinals. This composition provides an understanding of Quality by Design(QbD) in medicinals and explains how to use Quality by Design to insure quality in pharmaceutical products. “ Quality by Design ” is explained and specific rudiments are defined. For each installation work, specialized parameters and quality pointers are determined. Advantages, openings, and way to insure medicine product quality through design are described.

The thing of pharmaceutical development is to develop high- quality products andtheir product processes that constantly achieve asked product characteristics. Quality can not be tested in the product, butit must be reflected in the design. This includes the product's target quality profile, critical quality attributes, and crucial aspects of design quality. We also compare product quality grounded on the final results. Product testing and product quality grounded on the “ Quality by Design ”

Keywords: Quality by Design (QbD), Process Analytical Technology (PAT), Quality target product profile, Critical quality attributes.

Introduction

The main ideal of pharmaceutical development is to design a quality product and its manufacturing process to constantly deliver the intended performance of the product. The information and product knowledge gained from pharmaceutical development studies and manufacturing experience give scientific understanding to support the establishment of the design space, product specifications, and manufacturing controls. The Information from pharmaceutical development studies can be a base for quality trouble operation.

It's important to note that quality cannot be tested into products it should be erected in by design. Changes in product expression and manufacturing processes during development and lifecycle operation should be looked upon as openings to gain important fresh knowledge and further support establishment of the design space.

Likewise, it may be useful to include applicable knowledge gained from trials that produce unanticipated results. design spots are proposed by the aspirant and subject to evaluation and blessing by nonsupervisory agencies. Working in design space isn't considered a change. Moving out of the design space is considered a change, and the change process generally begins after nonsupervisory blessing.

QBD provides precious information at all stages of the development process rather than counting solely on testing the finished product. As a result, of a quality issue can be efficiently anatomized and its root cause snappily are linked. QBD requires product identification of all critical expression attributes and process parameters as well as determining the extent to which any variation can impact the better quality of the finished product.

In the area of pharmaceutical quality of any product; Food and medicine administration(FDA) blazoned proposed correction to" Current Good Manufacturing Practices"(cGMP) in 2002, with an emphasis on establishing a 21st century outlook on pharmaceutical manufacturing in order to establish a further new regular wisdom and trouble rested approach to the development of pharmaceutical products.

The new induction of the cGMPs for the 21st Century and the publication of the Process Analytical Technology(PAT) guidance in 2004 by the FDA gave the way for the modernization of the pharmaceutical assiduity

Definition [ICH Q 8(R1)]

A new systematic approach to development that begins with predefined objectives and emphasizes product and process understanding and process control, based on sound science and quality risk management.

Definition Of [FDA PAT Guidelines, Sept. 2004]

A system for designing, analysing and controlling manufacturing of good product through timely measurements (i.e. During processing) of critical quality and performance attributes of new and in-process materials and processes, with the goal of ensuring final product safety and efficacy The concept of "Quality by Design" (QbD) was defined as an the pharmaceutical approach which covers a better scientific understanding of critical process and product qualities, with designing controls and tests based on the scientific limits of understanding during the product development phase and using the knowledge obtained during the life-cycle of the product to work on a constant improvement environment.

QBD describes a pharmaceutical development approach for referring to formulation design and development and manufacturing processes of product to maintain the prescribed product quality.

Benefits of QBD :

- QBD is good Business
- Eliminate batch failures
- Minimize deviations and costly investigations
- Avoid regulatory compliance problems
- Organizational learning is an investment in the future
- QBD is good Science

- Better development decisions
- Empowerment of technical staff

QBD Opportunity:

1. It is an efficient, operable and flexible system.
2. Increase production efficiency, reduce costs and
3. Project rejection and loss
4. We build a scientific knowledge base for all products.
5. Communicate more effectively with the scientific community
6. Ensure consistency of information
7. Activate risk management

Steps involved in quality of design product:-

1. Development of new molecular structures

Preclinical research

Clinical research

Zoom in

Submission for market approval.

2. Production

Design space

Process analysis technology

Real-time quality control

3. Control strategy

Risk-based decisions

Continuous Improvement

Product performance

• Seven quality steps in a project launch plan:

1. Hire an independent design quality expert.
2. Audit your organization and processes with the help of experts to perform a gap analysis.
3. We offer workshops on key design qualities with a personalized approach.
4. Read reports and recommendations from experts.
5. Prepare implementation plan, schedule, and cost estimate.
6. Divide resources or enter into contracts.
7. Appoint an independent expert as project quality assurance consultant.

• Quality by Design (QbD) and a clear understanding of products and processes:

- Identify and describe all significant sources of volatility.
- Variability is controlled by processes.
- Product quality parameters can be predicted accurately and reliably within a specified design space for the materials used, process parameters, environmental conditions, and other conditions.
- Integrate appropriate use of quality risk management principles to gain advanced knowledge of product performance

- across a variety of material properties, manufacturing process options, and process parameters.

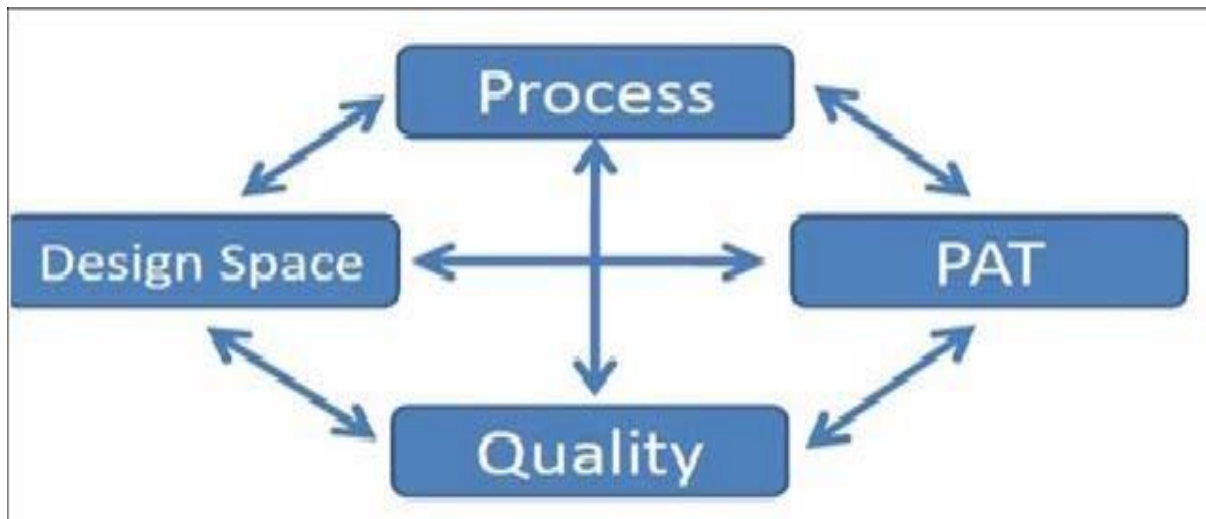
QBD in pharmaceutical companies

Despite its emphasis on quality, the pharmaceutical industry cannot keep up with other industries in terms of production efficiency and productivity. Current scenario in pharmaceutical industry:

- Re-inspection cost
- Autonomous analysis of process requirements based on:
- Product specifications as the main means of control.
- Unpredictable scaling issues

Systematic approach to pharmaceutical development

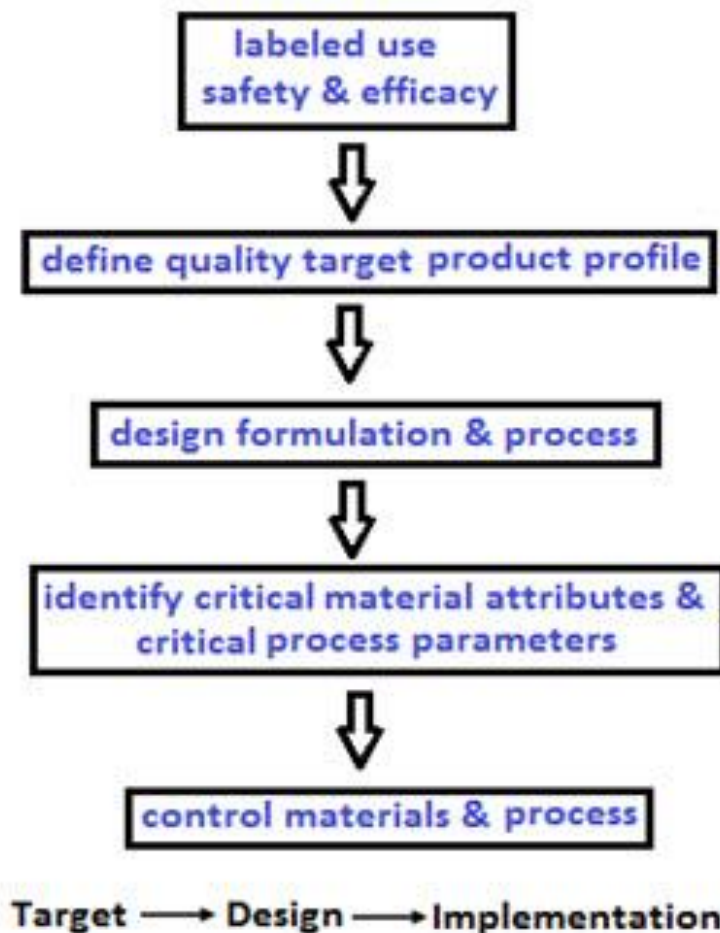
all starts with predefined goals Focus on understanding the quality of your products and processes. ICH Q8:



Key Elements of Drug Development

QBD discusses various elements of quality by design. Combined with supporting elements, it forms the basic foundation of a QbD approach to development. Figure 1 shows the image. General representation of QbD elements. This includes the following key elements of the drug development process:

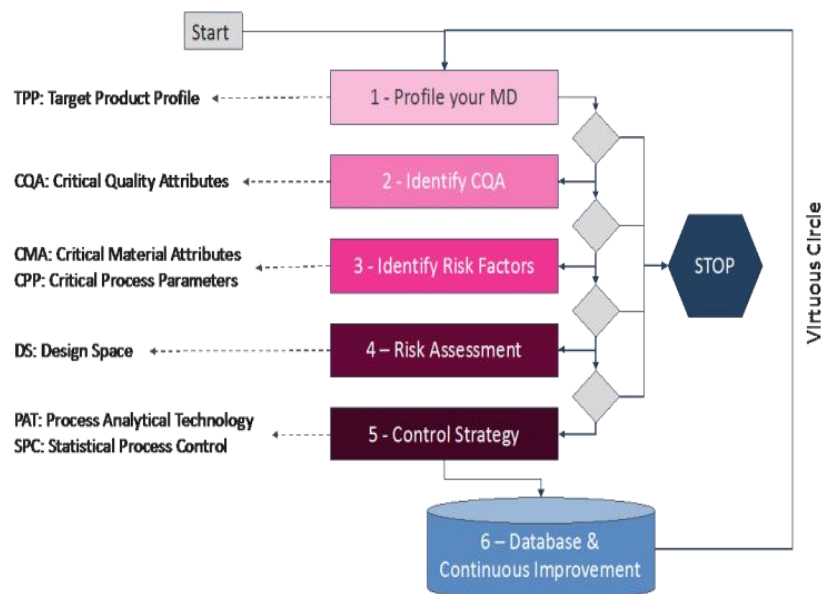
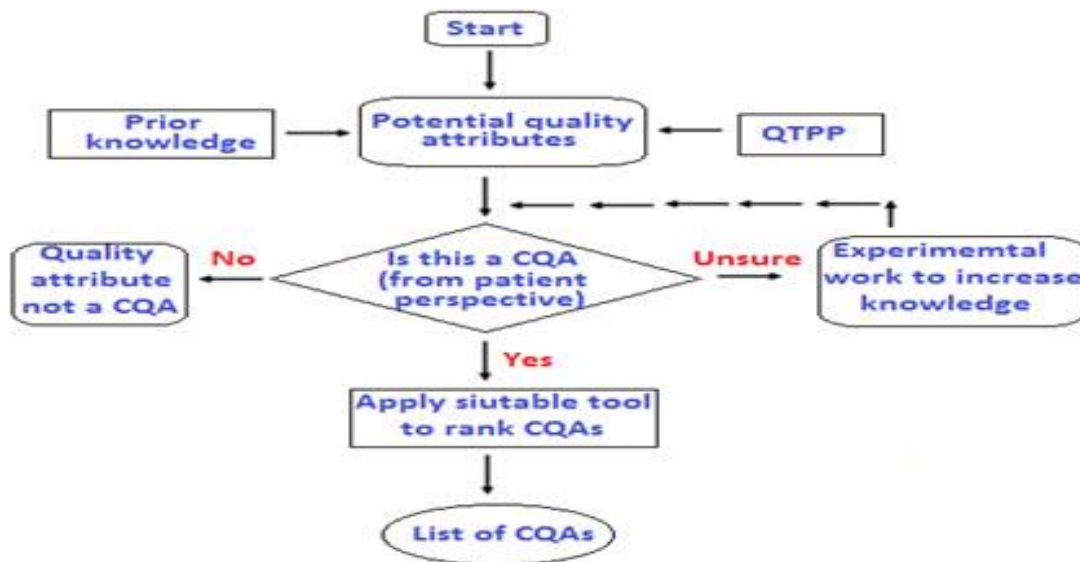
1. Define the target product quality profile.
2. Determination of quality indicators
3. Perform a risk analysis (assessment).
4. Identify critical quality characteristics and critical process parameters.
5. Define the design space.
6. Determine your business strategy for QBD
7. New target product quality profile.



- Summarize the drug development program, including focusing on safety and efficacy and explaining labeling concepts.
- ✓ Description
- ✓ Clinical Pharmacology
- ✓ Indications and Applications –
 - qualitative characteristics (indications) that a medicinal product must have for reproducible delivery. The new therapeutic benefit of product quality promised in the label guide to establish formulation strategy and keep the formulation effort focused and efficient .It facilitates identification of what’s things needed/critical for the patient/consumer in the Quality Target Product Profile (such as Critical Quality Attributes, CQAs)
 - It identifies risks and best approaches to manage.
 - its Uses many tools/enablers in an optimized fashion (such as integration of QbD and biopharmaceutics)
 - they Generates and enables knowledge sharing of QbD.
 - the iterative, learning of life-cycle process for optimizing decision-making and the therapeutic outcomes for the patient benefit.
 - the drug product designed, developed and manufactured according to Quality Target Product Profile with all type of specification (such as dissolution/release acceptance criteria) consistent with the desired in vivo performance of the product quality.

THE CRITICAL QUALITY ATTRIBUTES (CQAS)

- first new QTPP has been identified, the next step is to identify the relevant product. The QCQA is defined as “A physical, chemical, biological or microbiological property or characteristic property that should be within an appropriate limit, range, or distribution to ensure the desired product quality”.
- This indicates that CQAs are new subsets of QTPP that has a potential to be form or altered by the change in formulation or process variables . For example, QTPP may include all additional quality attributes for the drug product such as strength and dosage form of product quality, which are not the part of CQA as it will not change during drug for development process.
- However, product of new of QTTP attributes such as many assay, content uniformity, dissolution, and permeation flux will also be a part of CQA as they may be altered by formulation or process and variable in QbD
- Identification of CQAs is performed through risk assessment according to ICH Q9 guidelines. Prior product knowledge, such as accumulated laboratory, nonclinical, and clinical experience with specific product quality .

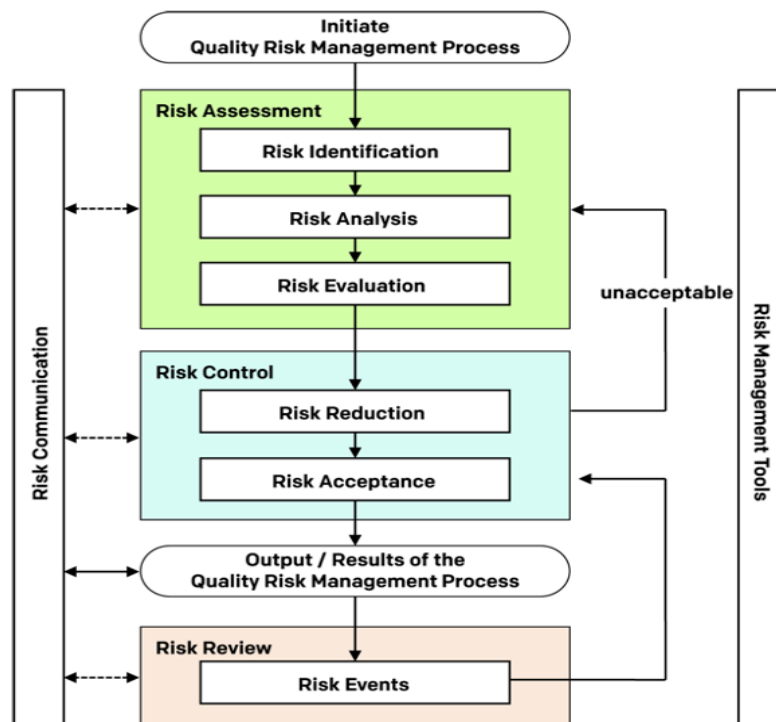


<u>For Drug Substance (chemical)</u>	<u>For Drug product (tablet)</u>
Appearance	Appearance
Particle size	Identification
Morphic forms	Hardness
Water content	Uniformity of dosage
Residual solvents	Physical form
Organic impurities	Dissolution
Inorganic impurities	Degradation products
Heavy metals	Water content
Assays	Assay

Table 1. Typical CQAs for drug substance and drug product

The quality risk management

- The FDA defines new risk management as a strategic safety program for designed to reduce product risk through one or more interventions or tools of products .
- It is a systematic process to assess, monitor, communicate and analyze risks to pharmaceutical quality throughout its life cycle. .
- An overview of a typical quality risk management process is shown in Figure 1.3. The ICH Q9 guideline: provide the better Quality Risk Management provides a structure to initiate and follow a risk management process.
- **The Critical material attributes (CMAs)** It is critical to fail when a true change in a quality parameter causes it impossible for a product to meet a QTPP to yeild
- better product quality . It's important to consider how much adjustment are under one is willing to make as well as the
- product uniqueness of each input material when deciding which parameters are important. CMAs that gain within an acceptable range or ranges must meet drug substance, excipient, and in-process material quality.



Critical Quality Attributes (CQA) :-

CQA can be applied in a variety of ways to ensure the good product's quality, safety, efficacy, and stability (certificates of conformity, or CQA for short). It is also possible to define, measure and control the quality of the final product to ensure that it remains within acceptable limits. Attributes of quality include clinical safety and efficacy as well as margins of failure. Manufacturing also means good quality products. This is because the criticality of the APT manufacturing process may change, potentially increasing the criticality risk level.

Risk Assessment

Risk assessment When we talk about “ threat, ” we mean both the liability and degree of detriment. By assessing the pitfalls involved, you can ameliorate the overall quality of your technology or process. threat assessments can help ameliorate communication when the process involves the FDA, experts, R&D/ prototyping, and multiple manufacturing spots. The styles for determining threat are as follows A many threat assessment styles are described in ICH guideline Q9

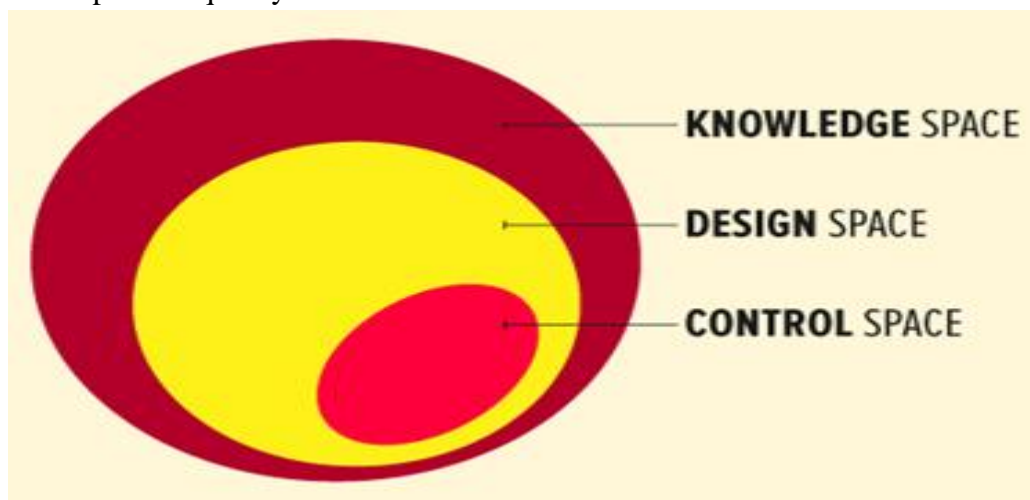
- Failure Mode goods Analysis(FMEA)
- Failure Mode, goods and Criticality Analysis(FMECA)
- Fault Tree Analysis(FTA)
- Hazard

Analysis and critical control points(HACCP)

- Hazard Operability Analysis
- primary Hazard Analysis
- threat ranking and Filtering
- Supporting applied mathematics tools

DESIGN SPACE

ICH Q8(R2) defines design space as “ the multidimensional combination and commerce of input variables(e.g., the product material attributes) and process parameters that have been demonstrated to give good assurance of product quality.



Working within the design space isn't considered as a change for good quality Movement out of the design space is considered to be a change for give would typically initiate a nonsupervisory post blessing change process of quality.

The new Design space is proposed by the aspirant and is subject to nonsupervisory assessment and blessing for the space Design space may be constructed for a single unit operation, multiple unit operations, or for the entire process of formulation of products.

Through according to FDA guideline, for defining design space is voluntary since the product and process understanding can be established without a formal design space, nonetheless, similar approach can help to more humane product quality and attain overall control of a system.

The Design Space is linked to the process criticality through the results of threat assessment, which determines the total product associated CQAs and CPPs. It describes the all multivariate functional connections between CQAs and the CPPs that full impact on them, and should include their relation to or across unit operations of products.

similar connections of process expression are arrived at by iterative operation of threat assessment of product and experimental design, modeling, as well as the use of literature and previous experience. • There are different ways to define the design space and include single variable trials, statistical tentative trials and modeling approaches. styles for representing the entire design space included graphs and fine equations, direct combinations of parameter ranges, equations, and models..

Control strategy.

A comprehensive strategy to produce high- quality products includes raw material specifications, system control, and final product testing. This system provides expansive information about the accoutrements and styles used study. PATs are a great tool for this as they can be gauged down depending on the style of your home.

Elements of an Effective Strategy

1. Procedural control
2. Internal control
3. Batch release testing.
4. How to observe and identify characteristics
5. community test stability testing QbD threat operation strategies are common

ICH Q8, Q9, Q10 GUIDELINES: THE FOUNDATION OF QbD

ICH Guidelines Q8 for Pharmaceutical Development, Q9 for Quality Risk Management, Q10 for Quality systems are foundation of QbD.

1. Quality by design relative to ICH20, 21 generalities aligned
2. Design Space- Key to understanding
3. Process robustness
4. lesion of trials(DOE)
5. Quality operation Quality operation Critical Concept Design Space19- 21
6. Multidimensional combination with relations Multidimensional relations put variables(e.g. raw material attributes) and process parameters
7. Demonstrated to give assurance of quality
8. Defined by aspirant and reviewed by controller Defined controller

9. Once design space is approved, nonsupervisory post blessing change conditions will be simplified blessing Insides. surface design space interior space Regulatory inflexibility to work within the design space

BENEFITS OF ENFORCING QBD FOR FDA :-

1. Enhance scientific foundation for review
2. Provides for better collaboration across review, compliance and examination
3. Improves information in nonsupervisory sessions
4. Provides for better thickness
5. Improves quality of review(establishing a QMS for CMC)
6. Provides for further inflexibility in decision making
7. Ensures opinions made on wisdom and not on empirical information
8. Involves colorful disciplines in decision making
9. Uses coffers to address advanced pitfalls

benefits to Assiduity

- Ensures better design of products with lower problems in manufacturing Reduces number of manufacturing supplements needed for post marke changes calculate on process and threat understanding and threat mitigation
- Allows for perpetration of new technology to ameliorate manufacturin without nonsupervisory scrutiny
- Allows for possible reduction in overall costs of manufacturing – lower waste Ensures lower hassle during review – reduced scarcities – quicker blessings Improves commerce with FDA – deal on a wisdom position rather of on a process position
- Allows for nonstop advancements in products and manufacturing process.

CURRENT STATUS OF QBD :-

- To guarantee a consistently high-quality product, the ICH Q8 Pharmaceutical Development guidelines emphasize the importance of establishing proper controls and Comprehending your production method.
- Product attributes and processes for QbD, as well as product performance, must be taken into account in risk-based, holistic, and proactive pharmaceutical development for good products .
- You don't have to check the final product for its quality and safety for all of its characteristics.
- In-process and method analytical technology (PAT) data can be used to ensure that factory-made products meet predetermined quality standards with the help of regulators.
- Under Article 13 of the Act, regulators must receive information about the company's product knowledge and findings, as well as its management strategies to ensure product quality performance.
- “QBD can provide a systematic approach to the design and development of products and methods,” says the FDA’s Center for Drug Review and Review.

QBD includes the following key elements:

- CQAs and target product profiles must be defined.
- Link raw material properties and method parameters to CQA to perform risk assessments.

- Development of spatial design is necessary.
- new features of Product management and continuous improvement are inextricably linked.
- Intended quality is a top priority for both the company and the QbD contractor. On the other hand, regular releases improve quality control and allow greater use of production and control methods..

Future prospects of QBD:-

- QbD will become more widespread in the future. Event-driven approaches are widely used in both development and production.
- This has become a common problem for many companies due to difficult access to factories or reluctance to work with PAT departments.
- Current performance is good as long as you do not exceed the capabilities of the tool.
- Reaching more advanced and important parts of the standard targeted approach to PAT using controlled methods is met with significant resistance." For example, the European Medicines Agency has different regulatory requirements for the QbD concept. We are cooperating with the authorities (EMA).
- "Real Time Release" was also published in the EU. QbD applications that emphasize quality and safety will be the main focus of good product development.
- The European Medicines Agency (EMA) only accepts applications that fully comply with the Quality Concept (QbD).
- Mathematical, analytical, and risk management techniques are used at various stages of drug design, development, and manufacturing to ensure that drugs meet quality standards.
- To implement QbD, US/EMA authorities refer to ICH Q8-Q12.
- Ongoing production and development of analytical technologies is a current focus of ICH. These new ICH tips should be available

CONCLUSIONS

- QBD is increasingly becoming an important and widely used technique in pharmaceutical industry for product development. While QbD is most effective for productivity when it is employed at a product/process or design level, it should also be accomplished in the manufacturing for better understanding and quality assurance environments.
- the Implementing in QBD concept in product development for provide quality medicines to patients, production improvements to Manufacturers with significantly reduced batch failures and drug regulatory bodies will have higher confidence in the robust quality of products.
- This approach allows the establishment of quality and product priorities and flexible boundaries in the process of yielding good quality product Therefore, QbD is emerging as a promising scientific things for quality assurance in the pharmaceutical industry.
- The QbD approach has many benefits, including better understanding of products and methods, continuous improvement, and the ability to quantify TPPs.
- Quality by Design (QbD) approach to drug development improves drug quality for patients, and manufacturers, and regulators For good product quality
- Regulations have hindered QbD adoption. QbD has emerged as a promising scientific tool for quality assurance in the pharmaceutical industry.

- The pharmaceutical industry places a priority on obtaining regulatory approval before bringing products to market.

REFERENCE

1. A book of quality assurance by nirali prakashan
2. A book of industrial pharmacy by nirali prakashan and thakur publication
3. <https://globalresearchonline.net/journalcontents/v17-2/04.pdf>
4. <https://www.sciencedirect.com/science/article/abs/pii/S0939641119313189>
5. <https://www.ijpca.org/journal-article-file/6363>
6. <https://ijpsr.com/bft-article/an-overview-on-quality-by-design-in-pharmaceutical-product-development/>
7. <https://www.ncbi.nlm.nih.gov/pmc/articles/PMC4070262/>
8. Q9: Quality Risk Management. ICH Harmonized Tripartite Guidelines. International Conference on Harmonization of Technical Requirements for Registration of Pharmaceuticals for Human Use, 2006.
9. Q10: Pharmaceutical Quality System, ICH Tripartite Guidelines. International Conference on Harmonization of Technical Requirements for Registration of Pharmaceuticals for Human Use, 2007
10. Nadpara NP, Thumar R V, Kalola VN, Patel PB. Review Article Quality by Design (Qbd): A Complete Review. 2012; 17(2):20–8.
11. Woodcock J, The concept of pharmaceutical quality American Pharmaceutical Review, 2004; 7(6):10–5,
12. Q9: Quality Risk Management. ICH Harmonized Tripartite Guidelines. International Conference on Harmonization of Technical Requirements for Registration of Pharmaceuticals for Human Use, 2006.
13. Q10: Pharmaceutical Quality System, ICH Tripartite Guidelines. International Conference on Harmonization of Technical Requirements for Registration of Pharmaceuticals for Human Use, 2007.
14. Lionberger RA, Lee LS, Lee L, Raw A, Yu LX. Quality by design: Concepts for ANDAs. The AAPS Journal 2008; 10:268–276. <https://doi.org/10.1208/s12248-008-9026-76> Q8 (R1): Pharmaceutical Development, Revision 1, IC
15. Q8 (R1): Pharmaceutical Development, Revision 1, ICH Harmonized Tripartite Guidelines, International Conference on Harmonization of Technical Requirements for Registration of Pharmaceuticals for Human Use, 2007.
16. Jain S. Quality by Design (QbD): a comprehensive understanding of implementation and challenges in pharmaceuticals development. In Pharm Sci. 2013; 6:29-35.
17. Drakulich, A. Critical challenges to implementing QbD: A Q&A with FDA. Pharm. Technol. 2009; 33:90–94.
18. Pokharana M, Vaishnav R, Goyal A, Shrivastava A, Stability testing guidelines of pharmaceutical products, Journal of Drug Delivery and Therapeutics 2018; 8(2):69-175. <https://doi.org/10.22270/jddt.v8i2.1564>
19. Roy S, Quality by Design: A holistic concept of building quality pharmaceuticals. International Journal of Pharmaceutical and Biomedical Research. 2012; 3(2):100-108.
20. Gawade A, Chemate S and Kuchekar A. Pharmaceutical Quality by Design: A New Approach in Product Development. Research and Reviews: Journal of Pharmacy and Pharmaceutical Sciences. 2013; 2:5-11.

21. Lawrence X. Yu (2006) Director of science. “Implementation of Quality by Design”, Question based review.
22. Lourenco V, Herdling T, Reich G, et al. Combining microwave resonance technology to multivariate data analysis as a novel PAT tool to improve process understanding in fluid bed granulation. *Eur J Pharm Biopharm* 2011; 78(3):513-521.<https://doi.org/10.1016/j.ejpb.2011.02.008>
23. Delasko J.M, Cocchetto D, Burke L.B, Target product profile: Beginning drug development with the end in mind, Jan/Feb2005; Issue 1.<http://www.fdpi.org>