

Automatic Sterilization Bed with Health Monitoring Features

Anjul Yadav¹, Anuradha Verma², Nitish Yadav³, Er Anjali Nosaria⁴

^{1,2,3,4}Department of Electronics & Communication Engineering, Shri Ramswaroop Memorial College of Engineering & Management, Lucknow

Abstract:

Healthcare technology has advanced revolutionary with the integration of an autonomous sterilization robot with a health monitoring system. This study examines its cutting-edge architecture and integrated functions, providing a thorough response to significant issues with patient care, sterilizing processes, and communication in a hospital setting.

Keywords: Sterilization, Communication, Healthcare, Revolutionary, Transmission

I. INTRODUCTION

Healthcare is about to undergo a paradigm shift thanks to the innovative Automatic Sterilization Robo Beds with Health Monitoring Features. By employing UV LEDs, they eradicate bacteria and viruses, guaranteeing a sanitary atmosphere. This multipurpose instrument replaces traditional manual methods by combining sterilizing and monitoring. It enhances issuer performance and patient care by simplifying tactics. This age improves universal healthcare evaluations and raises requirements, from contamination control to real-time monitoring. This article examines how Automatic Sterilization Beds with Health Monitoring Features can change lives and emphasizes how they will influence healthcare in the future. Our project's goal is to create a state-of-the-art ambient healthcare robot by creating a multifunctional automatic sterilization bed that is equipped with ESP32 microcontroller, L298 motor driver, temperature, blood-oxygen sensor, heart-rate monitoring, Arduino Nano, medicine storage, oxygen support, UV lamp, four motors, batteries, and voltage regulator IC.

Our project's goal is to create a state-of-the-art ambient healthcare robot by creating a multifunctional automatic sterilization bed that is equipped with ESP32 microcontroller, L298 motor driver, temperature, blood-oxygen sensor, heart-rate monitoring, Arduino Nano, medicine storage, oxygen support, UV lamp, four motors, batteries, and voltage regulator IC.

We have finished all of the design and coding work on Blynk Cloud, which manages device connection and the remote monitoring and control system.

II. OBJECTIVE

1. Improve Patient Monitoring: Install sensors to track the patient's temperature and heartbeat continually. This will give real-time data for tracking the patient's health and enabling timely intervention when needed.
2. Boost Healthcare Efficiency: Include cloud-based reporting features for uninterrupted data transfer, automate UV light treatment of microorganisms, and make oxygen delivery easier based on patient

needs. Provide convenient management through remote control using mobile devices, and integrate oxygen sensors to guarantee the best possible respiratory support.

III. PROPOSED METHDOLOGY

The successful implementation of Automatic Sterilization Beds with Health Monitoring Features necessitates meticulous planning, cooperation amongst multiple stakeholders, and a dedication to continuous observation and enhancement. With the help of this methodology, healthcare facilities may successfully incorporate this cutting-edge technology, enhancing patient care, safety, and operational effectiveness in the process. For instance, a doctor can keep an eye on a patient's health. In the event of an emergency, a patient can remain at home and carry on with their routine; in other cases, a health expert may recommend the best course of action or act right away based on the information received. Any medical gadget that can measure one or more health data of a patient connected to it and has internet connectivity is referred to as an Internet of Things (IoT) based patient health monitoring system.

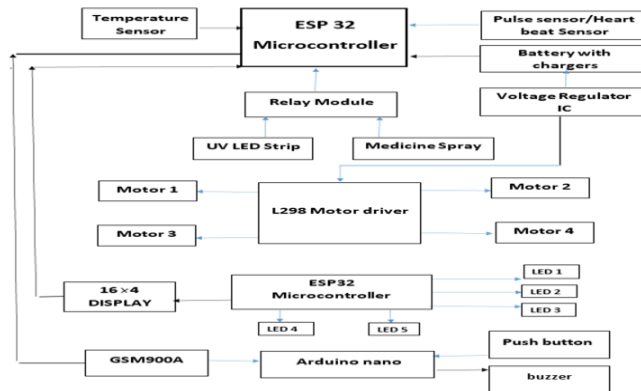


Fig 3.1. Block Diagram

1. Evaluate Communication Reliability:

Assess GSM 900A module communication when integrated with Arduino Nano.

2. Prototype Development:

Create a functional prototype for data transmission and reception.

3. Performance Assessment:

Measure data transfer rate, signal strength, and power consumption.

Study Design:

- Experimental Setup:
- Integrate GSM 900A module with Arduino Nano.

Prototyping:

- Design a basic application using GSM and Arduino functionalities.

Testing and Validation:

- Validate communication reliability under various conditions.




Fig 3.1 Setup of the Components

Data Collection Methods:

Quantitative Data:

Record and analyze communication parameters with Arduino serial monitor.

Qualitative Data:

Collect user feedback and observations on prototype performance.

Analysis:

Data Analysis:

Use statistical methods to analyze quantitative results.

Performance Evaluation:

Compare metrics against predefined benchmarks.

Ethical Considerations:

Privacy and Security:

Ensure data privacy during information transmission.

Participant Consent:

Obtain informed consent from participants.

Expected Outcomes:

Technical Feasibility:

Demonstrate feasibility of GSM 900A and Arduino Nano integration.

Performance Insights:

Provide insights into system capabilities and limitations.



Fig 3.1 GSM 900A

Implications and Future Work:**Potential Applications:**

Discuss applications in IoT and remote monitoring.

Future Enhancements:

Propose modifications for improved efficiency.

IV. RELATED WORK

- 1. Putting IoT-enabled healthcare monitoring systems into practice:** Examine research or initiatives that concentrate on integrating IoT technology in healthcare environments; pay particular attention to those that address the advancement and implementation of fitness monitoring tools and infrastructure.

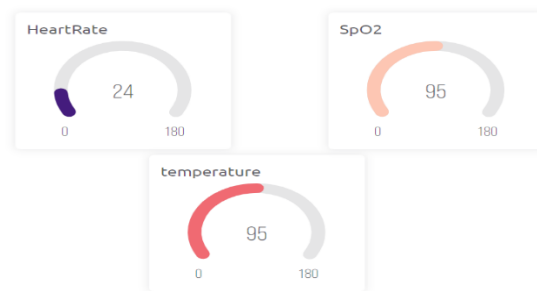


Fig 4.1. Blynk Cloud Application

- 2. Advances in Medical Robotics and Automation:** Examine related research in the field of scientific robotics and automation, with a focus on enhancements meant to boost patient safety and care via automated sterilizing procedures and fitness tracking tools.
- 3. Remote Patient Monitoring Solutions:** Examine initiatives or publications that address the idea of tracking distantly impacted individuals. This includes using wearable technology, smartphone apps, and cloud-based systems to monitor patients' health and enable prompt interventions.
- 4. Technological Innovations in Healthcare Facilities:** Investigate studies or initiatives that concentrate on applying contemporary technology, such as robot systems and smart devices, to improve infection control procedures and patient care outcomes in healthcare facilities.
- 5. Integration of UV-C Sterilization in Healthcare Settings:** Review studies or research papers that discuss the use of ultraviolet (UV) light for disinfection purposes in healthcare settings, emphasizing the efficiency and uses of UV-C sterilization techniques.




Fig 4.2. UVC Light

- 6. Telemedicine and Telehealth Solutions:** Examine relevant works in the fields of telemedicine and telehealth, with an emphasis on the ways in which communication technology and remote monitoring enhance the delivery of healthcare.

This indicates that it has the following characteristics:

1. Create the Bling Cloud App to track patients in real time.
2. Incorporate a body temperature sensor to detect anomalies early.
3. Make sure patients with restricted mobility can easily move in their beds.
4. Install an LCD display to view health data in real time.
5. Combine systems for drug dispensing and UV sterilization.
6. Include a heart rate monitor to track cardiac activity.
7. Allow smartphone control over bed features.
8. Incorporate a sensor for oxygen delivery and monitoring.
9. Send data to healthcare providers using an Arduino Nano.
10. Install an LED-bulb patient reminder system.
11. Allow GSM connectivity for communication and access by remote doctors.

V. FUTURE SCOPE

- **Technological Advancements:** Robotics, artificial intelligence, and sensor technologies are advancing quickly, and this bodes well for the development of autonomous sterilizing robots with health monitoring capabilities in the future. Including cutting-edge AI algorithms could improve the robots' capacity to analyze medical data and offer individualized care plans.
- **Telemedicine and Remote Monitoring:** With the growing popularity of telemedicine, autonomous sterilizing robots may have a big part to play in remote patient monitoring. Upcoming advancements might concentrate on improving interoperability and connection to enable a smooth integration with telemedicine platforms.
- **In3.Adaptability and Customization:** In order to better serve the unique requirements of various healthcare settings, including clinics, hospitals, and long-term care facilities, future research and development efforts may concentrate on improving the adaptability and customization of autonomous sterilization robots.
- **Collaborative Robotics:** Known as robots or collaborative robotics, human-robot collaboration has the potential to increase productivity and safety in healthcare environments. Automated sterilizing robots may have collaborative functions in future versions to further assist medical workers.
- **Data analytics and predictive modeling:** By combining these two powerful tools, sterilizing robots may be able to predict healthcare trends, spot possible health hazards, and allocate resources more efficiently in medical facilities.

VI. CONCLUSION

Automatic sterilization robots with health monitoring features represent a significant advancement in healthcare technology. The robots offer multifunctional solutions for maintaining a safe and hygienic environment while continuously monitoring patient health. They have the potential to revolutionize patient care, enhance safety, and improve operational efficiency in healthcare facilities. Further research and development are needed to explore advancements in AI, remote monitoring, adaptability, collaborative robotics, and data analytics .By continuing to refine and innovate in this field, we can enhance the quality of healthcare delivery and improve patient outcomes.

VII. REFERENCES

1. Archip, A., Nicolae B., Elena Ş., Paul-Corneliu Herghelegiu, Andrei Zală, (2016). An IoT based system for remote patient monitoring 17th International Carpathian Control Conference (ICCC),IEEE, Slovakia. <https://doi.org/10.1109/CarpathianCC.2016.7501056>
2. Kumar, R., Pallikonda Rajasekaran M., (2016). An IoT based patient monitoring system using raspberry Pi, International Conference on Computing Technologies and Intelligent Data Engineering (ICC- TIDE'16),IEEE, India. <https://doi.org/10.1109/ICCTIDE.2016.7725378>
3. Yew H.T. , Ming F.N. , Soh Z.P., Seng K.C. , Ali C., Jamal A. D. , (2020). IoT based real-time remote patient monitoring system, 16th IEEE international colloquium on signal processing and its applications (CSPA),IEEE , Malaysia <https://doi.org/10.1109/CSPA48992.2020.9068699>
4. Ghosh, Ananda Mohon, Debashish Halder, (2016). SK Alamgir Hossain, Remote health monitoring system through IoT, 5th International Conference on Informatics, Electronics and Vision (ICIEV),IEEE, Bangladesh. <https://doi.org/10.1109/ICIEV.2016.7760135>
5. Jimenez, F., Romina T., (2015). Building an IoT-aware healthcare monitoring system 34th International Conference of the Chilean Computer Science Society (SCCC),IEEE, Chile. <https://doi.org/10.1109/SCCC.2015.7416592>
6. Yew, H.T., Ng, M.F., Ping, S. Z., Chung, S.K., Chekima, A., Dargham, J.A., (2020) IoT Based Real-Time Remote Patient Monitoring System, 16 th IEEE International Colloquium on Signal Processing and Its Applications (CSPA), IEEE, Malaysia. <https://doi.org/10.1109/CSPA48992.2020.9068699>
7. Rahman, A., Rahman, T., Ghani, N.H., Hossain S., Ud- din, J., (2019) IoT Based Patient Monitoring System Using ECG Sensor, International Conference on Robotics, Electrical and Signal Processing Techniques (ICREST) , IEEE, Bangladesh. <https://doi.org/10.1109/ICREST.2019.8644065>
8. Gabriel, M.M., Kamweru P.K., (2020). Arduino uno, ultrasonic sensor HC-SR04 motion detector with display of distance in the LCD, International Journal of Engineering Research and Technical Research,9(5), 936- 942. <http://dx.doi.org/10.17577/IJERTV9IS050677>
9. Krishnan, D.S.R., Gupta, S.C., Choudhury, T., (2018). An IoT based patient health monitoring system, International Conference on Advances in Computing and Communication Engineering (ICACCE), IEEE, France. <https://doi.org/10.1109/ICACCE.2018.8441708>
10. Shaikh, S., Dattatray W., Prajakta K., Vrushali K., Prafful Kumar A., (2017). Patient monitoring system using IoT, International Conference on Big Data, IoT and Data Science (BIG DATA), IEEE. <https://doi.org/10.1109/BID.2017.8336594>