

# An Empirical Study on Government Scholarship of West Bengal

Arnab Das<sup>1</sup>, Dr. Nizamuddin Ahmed<sup>2</sup>

<sup>1</sup>Ex Student of Jadavpur University & Independent Researcher

<sup>2</sup>Assistant Professor, Department of Education, Haldia Govt. College, Purba Medinipur, West Bengal

## Abstract:

The need of scholarship arises from the recognition that financial constraints often impede deserving individuals, especially from marginalised communities from accessing quality education. Scholarship is aimed at removing financial barriers, eliminating social inequality, supporting cultural diversity, developing talent of regional students, empowering women in education, developing student skills, generating interest in research, strengthening vulnerable communities. The study has been designed to know the socio- economic background of the students of Purba Medinipur district of West Bengal, India who get different types of government scholarships along with in what way students spent their scholarship-money. This study also intends to enquire the obstacles faced by the students to get government scholarship and how far the different government scholarship facilities motivate the students towards higher education? The study has been conducted during the month of February, 2024. The data have been collected through the self-made interview schedule. We have taken fifteen schools located at different parts of Purba Medinipur district of West Bengal, India. From each selected school we have taken interview of ten students. Among these ten students, five students are from Class X and five students are from Class XII. It has been seen that 65% students get government scholarship and 35% students do not get any government scholarship. Among these 65% students who get government scholarship, boys are 54% and girls are 46%. Among these 35% students who do not get any government scholarship, there are 18.67% students did not get this scholarship opportunity due to unreserved category, 3.33% students did not get any government scholarship due to bank account problem, 3.33% students did not get any government scholarship due to lack of valid documents, 1.33% students did not get any government scholarship due to inappropriate age, 7.33% students did not get any government scholarship due to low marks in examination, 0.67% students did not get any government scholarship due to high family income.

**Keywords:** Scholarship, Obstacles, Higher Studies

## INTRODUCTION:

According to Aristotle, “The educated differ from the uneducated as much as the living from the dead”. Education is necessary to be educated. From pre independence to till now all those who have ruled India have tried to make education universal and free. However, in some cases the small amount of money that is required can be collected by the upper class, but the middle class, lower class and poor people of society cannot collect that money. Therefore, government provides government scholarships to help the poor meritorious students in their education. Talented students can use their scholarship for abroad studies. This

scholarship reduces the financial burden on the students. Students who work part time during their studies to cover the expenses help them relax and move towards a successful life.

Researching the history of scholarship, we find that it was prevalent in Greece, Rome and also middle Europe. Scholarship as well as Charitable trusts were provided to improve the education of students in India. The need of scholarship arises from the recognition that financial constraints often impede deserving individuals, especially from marginalised communities from accessing quality education. Scholarship is aimed at removing financial barriers, eliminating social inequality, supporting cultural diversity, developing talent of regional students, empowering women in education, developing student skills, generating interest in research, strengthening vulnerable communities. With this background, the present study has been designed to know the socio- economic background of the students of Purba Medinipur district, West Bengal who get different types of government scholarships along with in what way students spent their scholarship-money. This study also intends to enquire the obstacles faced by the students to get government scholarship and how far the different government scholarship facilities motivate the students towards higher education?

#### **OBJECTIVES OF THE STUDY:**

The objectives of the present study are-

1. To know the socio- economic background of the students of Purba Medinipur district, West Bengal who get different types of government scholarships.
2. To enquire the obstacles faced by the students to get government scholarship.
3. To know in what way students spent their scholarship-money.
4. To enquire how far the different government scholarship facilities motivate the students towards higher education.

#### **METHODOLOGY OF THE STUDY:**

The present study is survey type research. The study has been conducted during the month of February, 2024. The data have been collected through the self-made interview schedule. We have taken fifteen schools located at different parts of Purba Medinipur district of West Bengal, India. From each selected school we have taken interview of ten students. Among these ten students, five students are from Class X and five students are from Class XII. Then the collected data have been analysed qualitatively.

#### **FINDINGS AND DISCUSSION:**

The details findings along with discussion of the present study are given below:

- A) Religion Wise Distribution of the Respondents:** In the studied area it has been seen that most of the students who get different types of government scholarships belong to Hindu religious community, which are 96 %, and only 4% scholarship holder students belong to Muslim community.

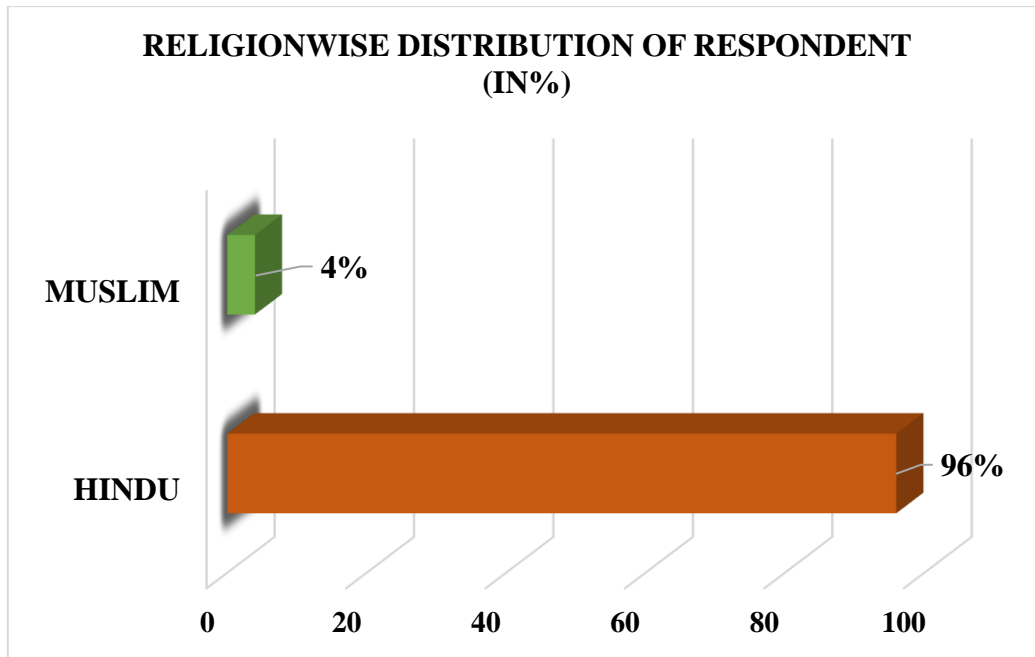


Figure 01: Religion Wise Distribution of the Respondents

Source: Primary Data

**B) Caste Wise Distribution Of Respondent:** In the studied area it has been seen that Un Reserved category scholarship holder students is 71.33%, OBC-A category scholarship holder students is 3.33%, OBC-B category scholarship holder students is 2.67%, Schedule Caste (SC) category scholarship holder students is 22%, Schedule Tribe (ST) category scholarship holder students is 0%, Person With Disability (PWD) category scholarship holder students is 0.67%, Economically Weaker Section (EWS) category scholarship holder students is 0%.

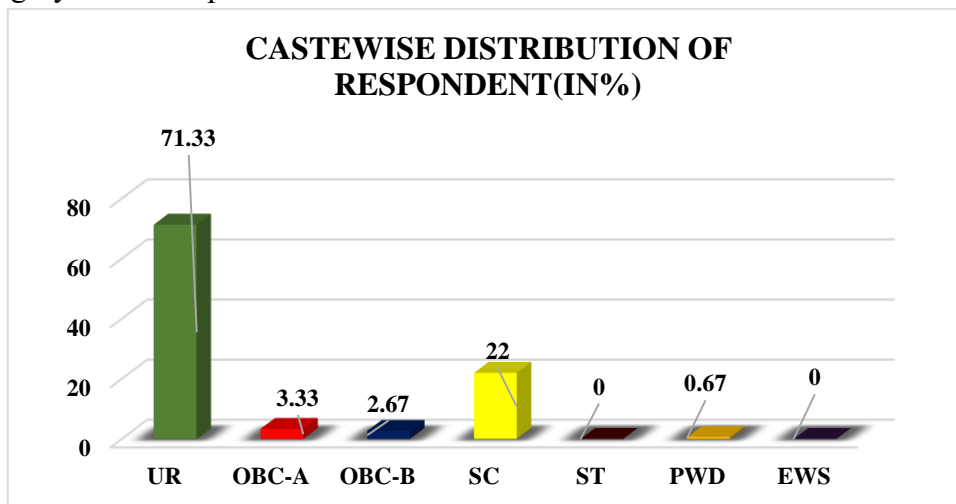
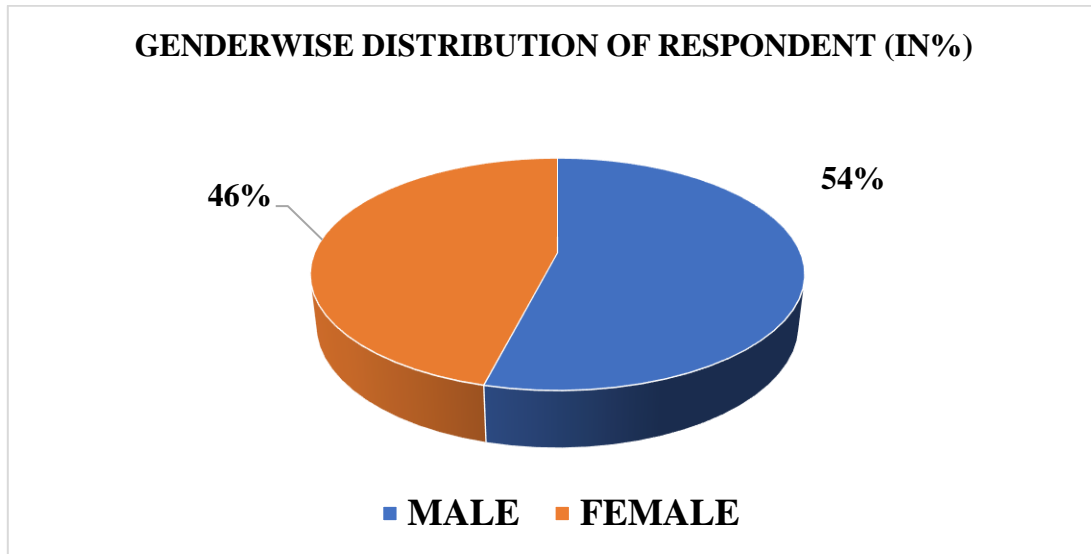


Figure 02: Caste Wise Distribution of Respondent

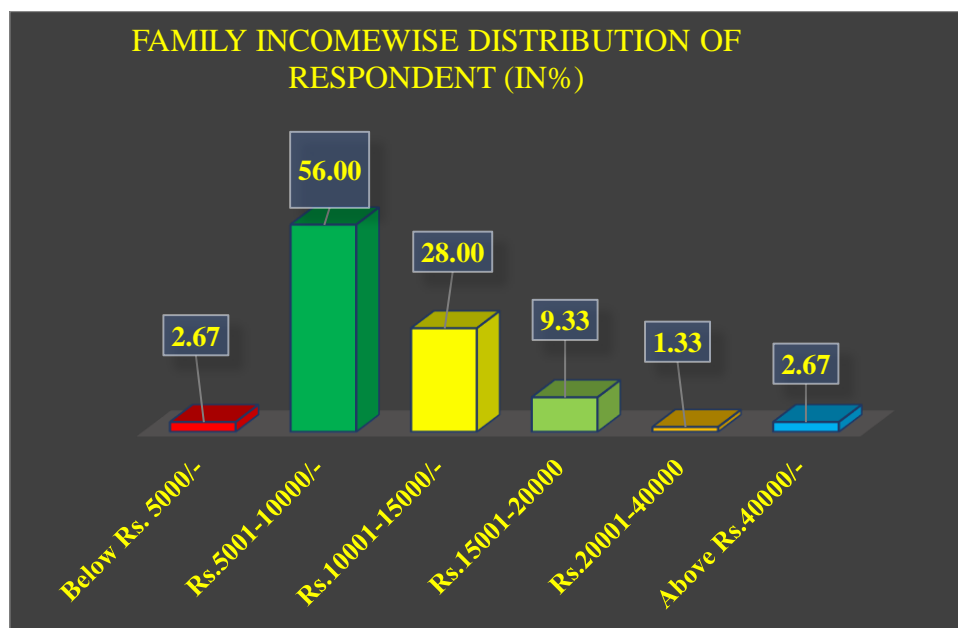
Source: Primary Data

**C) Gender Wise Distribution of Respondent:** In the studied area it has been seen that Male scholarship holder students is 54% and Female scholarship holder students is 46%.



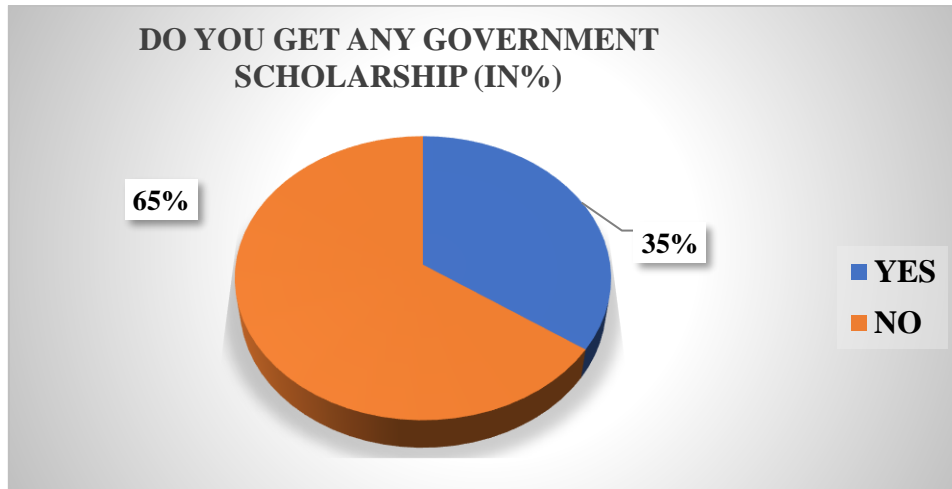
**Figure 03: Gender Wise Distribution of Respondent**  
Source: Primary Data

**D) Monthly Family Income Wise Distribution of Respondent:** In the studied area, it has been seen that 2.67% students' monthly family income is below Rs. 5,000/-, and 56.00% students' monthly family income is between Rs. 5,001-10,000/-. About 28.00% students' monthly family income is between Rs. 10,001-15,000/-. About 9.33%, 1.33%, and 2.67% students' monthly family income is between Rs. 15,001-20,000/-, Rs. 20,001-40,000/-, and above Rs. 40,000/- respectively.



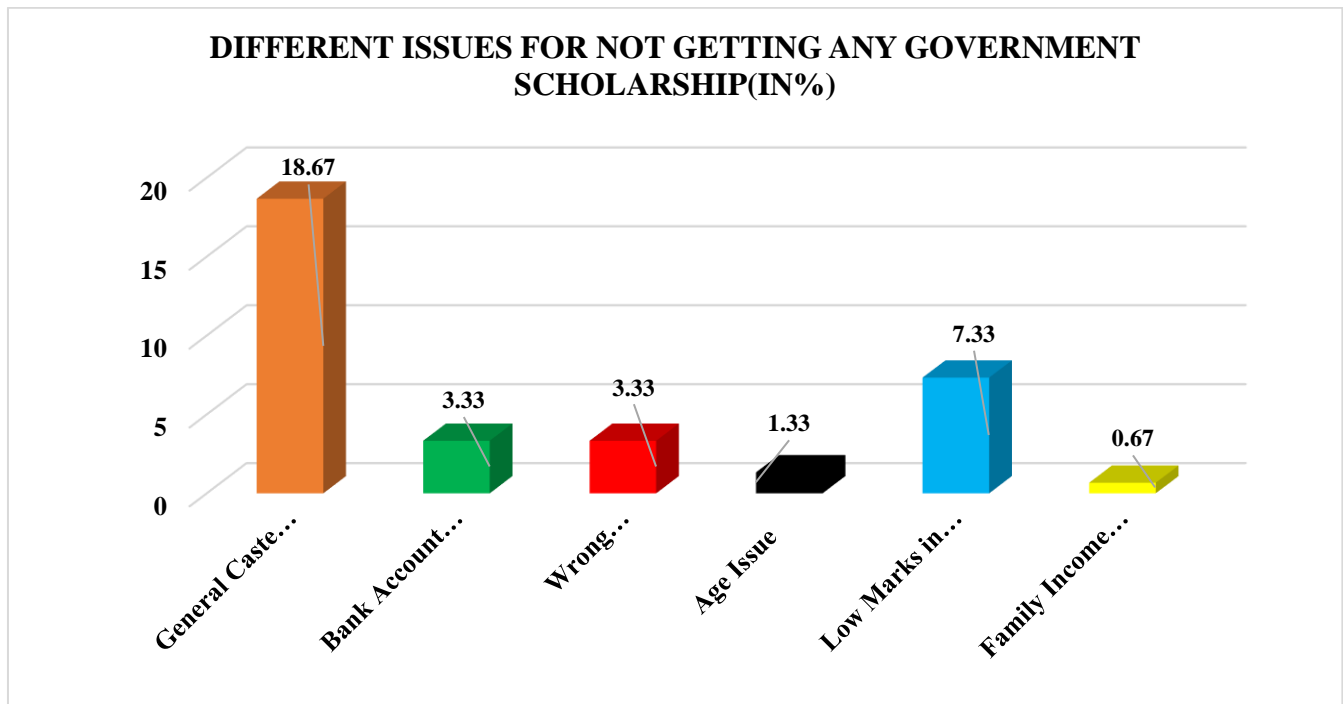
**Figure 04: Family Income Wise Distribution of Respondent**  
Source: Primary Data

**E) Do You Get Any Government Scholarship:** In the studied area, it has been seen that 65% students get government scholarship and 35% students do not get any government scholarship.



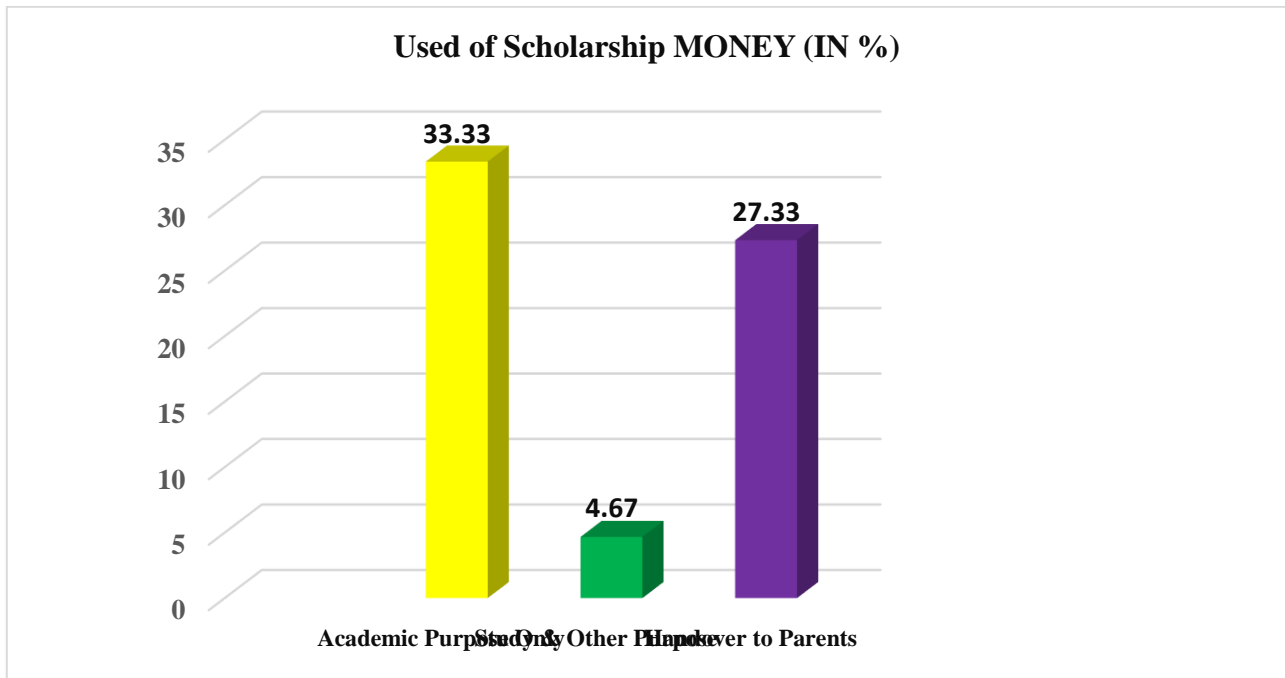
**Figure 05: Do You Get Any Government Scholarship**  
Source: Primary Data

**F) Different Issues for not Getting Any Government Scholarship:** In the studied area it has been seen that 18.67% students did not get any government scholarship due to un reserved category, 3.33% students did not get any government scholarship due to bank account problem, 3.33% students did not get any government scholarship due to wrong documentation, 1.33% students did not get any government scholarship due to age problem, 7.33% students did not get any government scholarship due to low marks in examination, 0.67% students did not get any government scholarship due to family income problem.



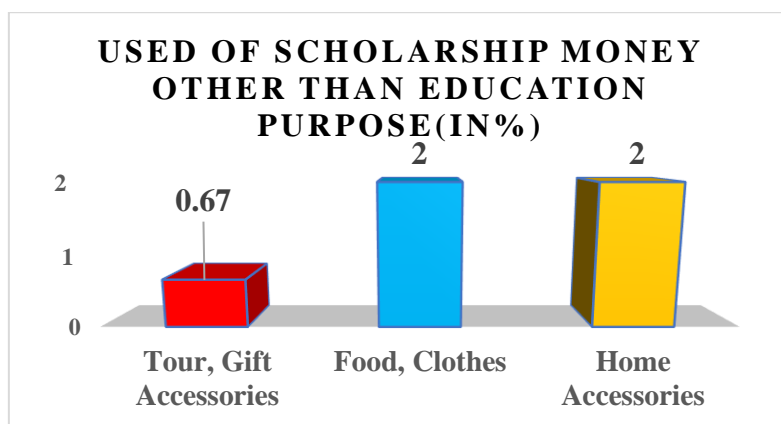
**Figure 06: Different Issues for not Getting Any Government Scholarship**  
Source: Primary Data

**G) Used of Scholarship Money:** From the present study it has been revealed that 33.33% students used their scholarship money exclusively for academic purpose only, 4.67% students spent their scholarship money for study and other purposes, 27.33% students handed over their scholarship money to their parents.



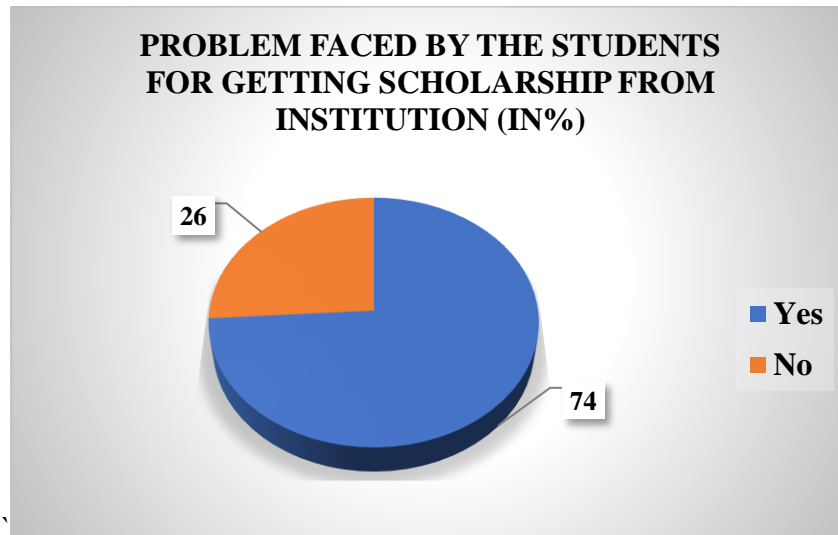
**Figure 07: Used of Scholarship Money**  
Source: Primary Data

**H) Used of Scholarship Money Other than Education Purpose:** From the present study it has been revealed that 2% students used their money for buying different types of home accessories, 2% students used their money for purchasing food and clothes, and 0.67% students used their money for tour and buying different gift accessories for their friends.



**Figure 08: Used Of Scholarship Money Other Than Education Purpose**  
Source: Primary Data

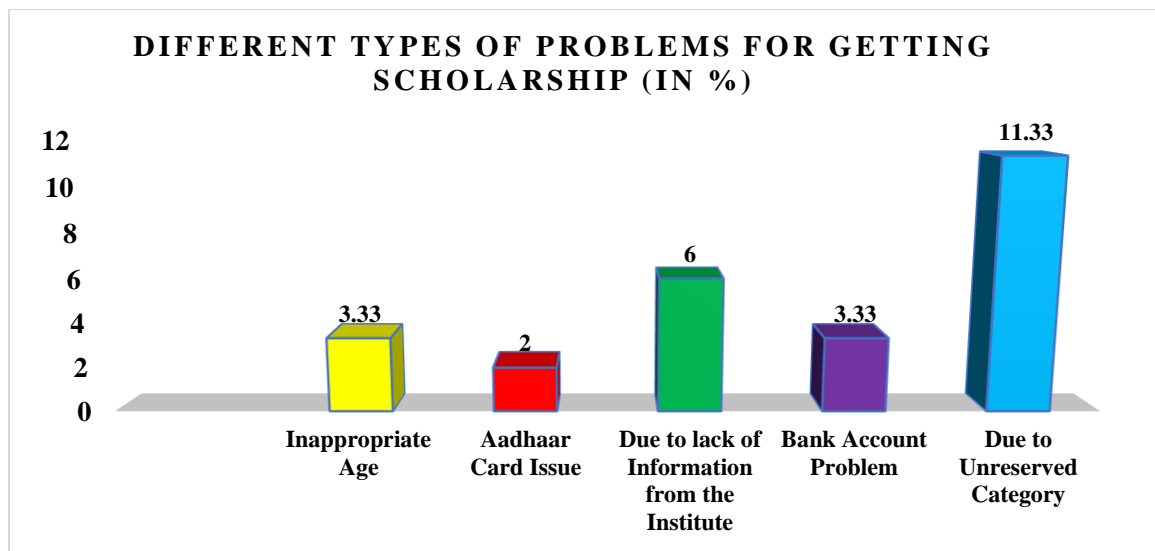
**I) Problem Faced by The Students for Getting Scholarship from Their Institution:** In the studied area it has been seen 74% students did not faced any problem for getting their scholarship from the institution end, and 26% students faced problem for getting scholarship from their institution.



**Figure 09: Problem Faced by The Students for Getting Scholarship**

Source: Primary Data

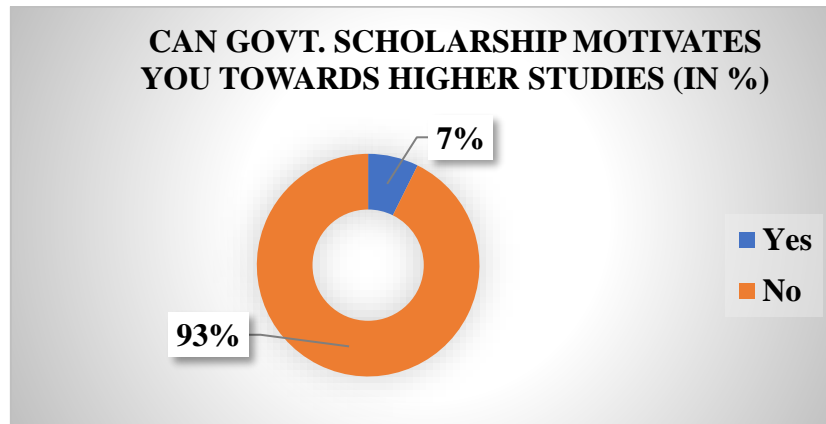
**J) Different Types of Problem for Getting Government Scholarship:** In the studied area it has been seen that 3.33% students did not get their scholarship for inappropriate age, 2% students did not get their scholarship for Aadhaar card issue, 6% students did not get scholarship due to the lack of information from the institution end, 3.33% students did not get any scholarship for bank account problem, 11.33% students did not get any scholarship due to unreserved category.



**Figure 10: Different Types of Problems for Getting Scholarship**

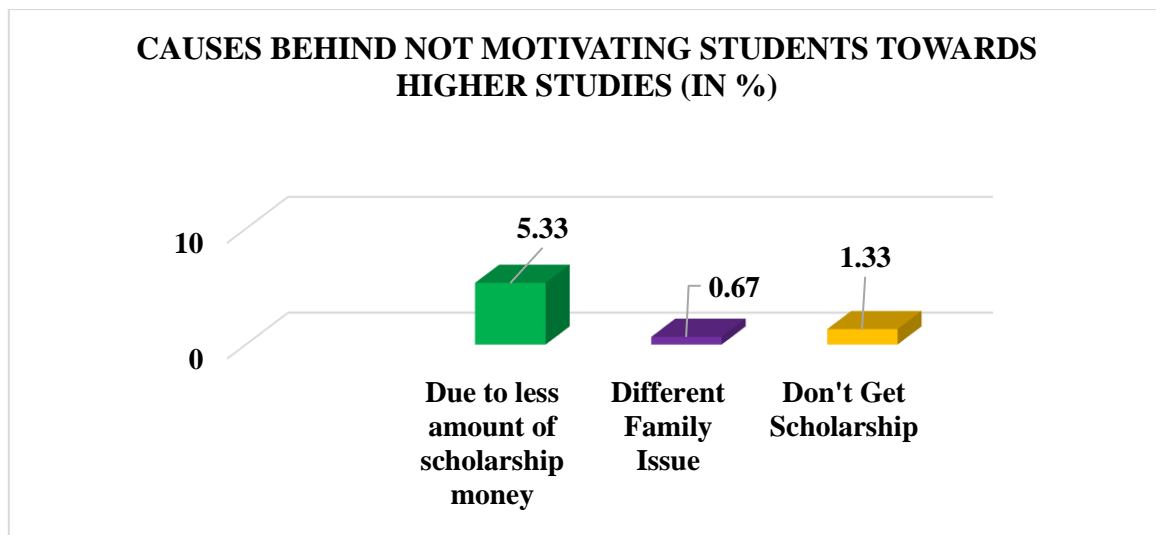
Source: Primary Data

**K) Can Govt. Scholarship Motivates Students Towards Higher Study:** In the studied area it has been seen that 7% students have been motivated towards higher study by the government scholarship, and 93% students have not been motivated towards their higher study though they got the facility of government scholarship.



**Figure 11: Can Govt. Scholarship Motivates Students Towards Higher Study**  
Source: Primary Data

**L) Causes Behind Not Motivating Students Towards Higher Studies:** In the studied area it has been seen that 5.33% students have not been motivated due to less amount of scholarship money, 0.67% students have not been motivated towards their higher studies due to their different family issues, 1.33% students don't get any government scholarship and so they are demotivated towards their higher studies.



**Figure 12: Causes Behind Not Motivating You Towards Higher Studies**  
Source: Primary Data

**MAJOR FINDINGS:** Major findings of this present study are—

1. It has been seen that most of the students who get different types of government scholarships belong to Hindu religious community, which are 96 %, and only 4% scholarship holder students belong to Muslim community.



2. It has been seen that Un-Reserved category scholarship holder students is 71.33%, OBC-A category scholarship holder students is 3.33%, OBC-B category scholarship holder students is 2.67%, Schedule Caste (SC) category scholarship holder students is 22%, Schedule Tribe (ST) category scholarship holder students is 0%, Person with Disability (PWD) category scholarship holder students is 0.67%, Economically Weaker Section (EWS) category scholarship holder students is 0%.
3. It has been seen that Male scholarship holder students is 54% and Female scholarship holder students is 46%.
4. It has been seen that 2.67% students' monthly family income is below Rs. 5,000/-, and 56.00% students' monthly family income is between Rs. 5,001-10,000/-. About 28.00% students' monthly family income is between Rs. 10,001-15,000/-. About 9.33%, 1.33%, and 2.67% students' monthly family income is between Rs. 15,001-20,000/-, Rs. 20,001-40,000/-, and above Rs. 40,000/- respectively.
5. It has been seen that 65% students get government scholarship and 35% students do not get any government scholarship.
6. It has been seen that 18.67% students did not get any government scholarship due to un reserved category, 3.33% students did not get any government scholarship due to bank account problem, 3.33% students did not get any government scholarship due to wrong documentation, 1.33% students did not get any government scholarship due to age problem, 7.33% students did not get any government scholarship due to low marks in examination, 0.67% students did not get any government scholarship due to family income problem.
7. It has been revealed that 33.33% students used their scholarship money exclusively for academic purpose only, 4.67% students spent their scholarship money for study and other purposes, 27.33% students handed over their scholarship money to their parents.
8. It has been revealed that 2% students used their money for buying different types of home accessories, 2% students used their money for purchasing food and clothes, and 0.67% students used their money for tour and buying different gift accessories for their friends.
9. It has been seen 74% students did not faced any problem for getting their scholarship from the institution end, and 26% students faced problem for getting scholarship from their institution.
10. It has been seen that 3.33% students did not get their scholarship for inappropriate age, 2% students did not get their scholarship for Aadhaar card issue, 6% students did not get scholarship due to the lack of information from the institution end, 3.33% students did not get any scholarship for bank account problem, 11.33% students did not get any scholarship due to unreserved category.
11. It has been seen that 7% students have been motivated towards higher study by the government scholarship, and 93% students have not been motivated towards their higher study though they got the facility of government scholarship.
12. It has been seen that 5.33% students have not been motivated due to less amount of scholarship money, 0.67% students have not been motivated towards their higher studies due to their different family issues, 1.33% students don't get any government scholarship and so they are demotivated towards their higher studies.

## CONCLUSION:

In conclusion we may highlight that Un-Reserved category scholarship holder students is 71.33%, OBC-A category scholarship holder students is 3.33%, OBC-B category scholarship holder students is 2.67%,

Schedule Caste (SC) category scholarship holder students is 22%, Schedule Tribe (ST) category scholarship holder students is 0%, Person with Disability (PWD) category scholarship holder students is 0.67%, Economically Weaker Section (EWS) category scholarship holder students is 0% in Purba Medinipur district of West Bengal, India. It has been seen that 65% students get government scholarship and 35% students do not get any government scholarship. Among these 65% students who get government scholarship, boys are 54% and girls are 46%. Among these 35% students who do not get any government scholarship, there are 18.67% students did not get this scholarship opportunity due to unreserved category, 3.33% students did not get any government scholarship due to bank account problem, 3.33% students did not get any government scholarship due to lack of valid documents, 1.33% students did not get any government scholarship due to inappropriate age, 7.33% students did not get any government scholarship due to low marks in examination, 0.67% students did not get any government scholarship due to high family income. It has been revealed that 33.33% students used their scholarship money exclusively for academic purpose only, 4.67% students spent their scholarship money for study and other purposes, 27.33% students handed over their scholarship money to their parents. It has been revealed that 2% students used their money for buying different types of home accessories, 2% students used their money for purchasing food and clothes, and 0.67% students used their money for tour and buying different gift accessories for their friends. It has been seen that 74% students did not face any problem for getting their scholarship from the institution end, and 26% students faced problem for getting scholarship from their institution. It has been seen that 7% students have been motivated towards higher study by the government scholarship, and 93% students have not been motivated towards their higher study though they got the facility of government scholarship. It has been seen that 5.33% students have not been motivated due to less amount of scholarship money, 0.67% students have not been motivated towards their higher studies due to their different family issues, and 1.33% students do not get any government scholarship and so they are demotivated towards their higher studies.

### References:

1. Anuradha, A.J. et al. (2024). A Study on Impact of Scholarship on Students – With Special Reference to Mizoram Students. *International Journal of Creative Research Thoughts (IJCRT)*, 12(3), 157-163. Retrieved from <https://www.ijcrt.org/papers/IJCRT24A3303.pdf>
2. Jonbekova, D. (2023). Government scholarships for international higher education: pathways for social change in Kazakhstan. Springer. Retrieved from [\(PDF\) Government scholarships for international higher education: pathways for social change in Kazakhstan \(researchgate.net\)](#)
3. Karna, R.K. and Swain, D.K. (2022). The Effectiveness of Student Financial Aid Programmes In India: A Policy Evaluative Study Of Post-Matric Scholarship Scheme. *Towards Excellence: An Indexed, Refereed & Peer Reviewed Journal of Higher Education*, 14(3), 907-925. Retrieved from [PMSpaper-Towardsexcellence.pdf](#)
4. Rossello, G. (2023). The Effect of Government Cuts of Doctoral Scholarships on Science. Retrieved from [The Effect of Government Cuts of Doctoral Scholarships on Science by Giulia Rossello: SSRN](#)
5. Sharma, S. and Singh, S. (2020). Importance of Scholarship Scheme in Higher Education for Students from the Deprived Sections. IEG Working Paper No. 395. Retrieved from <https://ieginia.org/upload/publication/Workpap/wp395.pdf>

6. Wang, N. (2022). Scholarship Policies of International Students in Chinese Universities: A Brand Perception Perspective. *Frontiers in Psychology*, Retrieved from <https://www.ncbi.nlm.nih.gov/pmc/articles/PMC9010543/pdf/fpsyg-13-869171.pdf>
7. <https://www.smilefoundationindia.org/blog/the-past-and-present-of-scholarships-in-india/>