

From Theory to Therapy: A Review of Anti-Social Personality Disorder

Ayeesha Fathima KS¹, Prof. Hrithika Mishra²

¹Student, CMR University

²Professor, CMR University

Abstract

Treatment of anti-social personality disorder in clinical practice is difficult because of the condition's complex etiology, enduring nature, and significant societal impact. This review summarizes evidence-based therapy approaches, comorbidities, and biopsychosocial variables related to ASPD, by indicating the state of the field. Twin studies and neuroimaging research arguing for structural brain anomalies provide clear evidence that genetic predispositions and neurobiological abnormalities play a role in ASPD. Psycho-social variables also participate in the development and characteristics of the condition, such as maltreatment in childhood and disturbed family relationships. Emerging therapeutic approaches such as Mentalization-Based Treatment, Psychodynamic Art Psychotherapy, Transference-Focused Psychotherapy, Schema Therapy, and Mindfulness-Based Interventions show promise, though their efficacy varies and requires further investigation.

Keywords: Anti-Social Personality Disorder, ASPD, Genetic predisposition, Neurobiological abnormalities, Psychosocial factors, Mentalization-Based Treatment (MBT), Psychodynamic Art Psychotherapy (PAP), Transference-Focused Psychotherapy (TFP), Schema Therapy, Mindfulness-Based Interventions (MBIs)

Introduction

Personality disorders are persistent and rigid, they pose serious hassles. One such example is the case of Anti-social Personality Disorder. Their inner experiences and recurring behavioral patterns come very far from what society expects of them. Hence, the problems arise in various areas of life. The DSM-5 and ICD-11 present two different but complementary paradigms for the diagnosis of personality disorders. The similarity in symptoms is based on the DSM-5 dividing of personality disorders into three clusters: Cluster A, odd or eccentric; Cluster B, dramatic, emotional, or erratic; and Cluster C, anxious or fearful. Similar to this, due to the disruptive and dramatic nature of its behaviors, ASPD is classified under DSM-5 Cluster B.

On the other hand, the ICD-11 uses trait domains to identify specific components of personality dysfunction and divides personality disorders into four severity levels: mild, moderate, severe, and personality disorder with undetermined severity. ASPD falls under Personality Disorders with Dissocial features, emphasizing antisocial behaviors and features in the ICD-11.

The sub-classification of the disorder into these divisions shows the difficulty of ASPD: it varies from indifference to the rights of others, dishonesty, impulsivity, agitation, and lack of regret. In order to

distinguish ASPD from other mental illnesses and to fully evaluate its effects on functioning, the diagnosis must be made with great care.

Method

Using databases from the American Psychological Association, Oxford University Press, Cambridge University Press, PubMed, PsycINFO, Sage Publications, and Google Scholar, a thorough search of the literature was conducted. During the search, the following phrases were used: "neurobiological abnormalities," "anti-social personality disorder," "ASPD," "genetic predisposition," "psychosocial factors," and "therapeutic interventions." The only published works that fitted the criteria were peer-reviewed articles, studies, review papers, empirical research and meta-analyses published between 1990 to 2023. Five hundred of the approximately sixty chosen papers were considered to be of special relevance with plausible arguments. Extracted data pertained to study designs, sample characteristics, methodologies, findings, and conclusions, involving co-morbidities, psychological variables, biochemical factors, and therapeutic interventions.

Discussion

Biological factors of ASPD

Family and twin studies describe a robust genetic role in its development, hence proving a heritable component of ASPD. In this regard, Rhee and Waldman's 2002 study postulates that the concordance rate from ASPD in monozygotic twins, who share 100 percent of their genetic material, is higher compared to that observed among dizygotic twins, who are considered to share only about 50 percent of their genetic material and hence saving genetic predisposition for the disorder.

These genetic findings have been supplemented by neuroimaging studies that have found other structural and functional abnormalities within brain areas relevant to impulse control and emotion modulation. Another study showed volumetric reduction of grey matter in the prefrontal cortex in subjects with ASPD. (Raine 2000) The prefrontal cortex is essential in modulating decision making, impulse control and social behaviour. In this context, the structural defects in this region can also contribute to the noted impulsive behavior and increase in the failure of behavioral inhibition seen in ASPD.

It has been considered that individuals with ASPD have abnormalities in the amygdala, a structure crucial for social conduct and emotional processing. Functional neuroimaging research studies propose that during emotional provocation, there is a change in the pattern of activation within the amygdala in subjects with ASPD. This thus shows how the mechanism controlling the emotional response might go awry and actually contribute to interpersonal and empathic difficulties classically associated with ASPD. (Kiehl et al., 2001) Besides genetic and neurological factors, epigenetic mechanisms also contribute to the formation of ASPD. Epigenetics does not consider changes in the DNA sequence but means how environmental factors disturb gene expression. According to Beach et al. (2010), early stressors, childhood trauma, or adverse situations concerning the environment may initiate DNA alteration to such an extent that a given individual gets prone to develop ASPD later in his or her life.

Neurobiological theories propose that the orbitofrontal cortex is an area in the brain whose function is to control emotional responses, particularly to aversive stimulation. According to Cummings in 1993, lesions to this cortical area may result in severe disturbances in processing and regulation of emotion, leading to impulsivity and poor decisions. Malloy et al. (1993) suggest that this is thought to result from alterations

of networks connecting cortical regions with the orbitofrontal cortex. These changes affect the integration of emotional impulses into cognitive control processes.

Specific patterns of activation and connectivity in the brain have been identified to differentiate individuals with psychopathic traits from neurotypical individuals. Orbitofrontal cortex-limbic misconnections, for example, have been suggested to be linked with abnormalities in the processing and regulation of emotions in psychopathy. (Yang et al., 2015; Rilling et al., 2007)

Serotonin and dopamine neurotransmitter systems have been suggested to be involved in the pathophysiology of ASPD. Such dysregulation to the above systems could therefore impact mood, impulse control, and reward processing, hence explaining some of the behavioural traits seen in the disorder. (Coccaro, 2012) Although some symptomatic benefits in ASPD have been derived from pharmacological treatments targeting these neurotransmitter systems, including selective serotonin reuptake inhibitors and mood stabilizers, it further points toward the relay role of neurotransmitter dysregulation in the disorder process. (Kolla et al., 2015).

Psychosocial factors

While biological factors such as genetics and neurobiological abnormalities strongly influence the development of Anti-Social Personality Disorder, it is to a great extent psycho-socially determined. Infancy experiences of abuse, neglect, and inconsistent parenting set the key points for the development of Anti-Social Personality Disorder. Results from meta-analytic studies have shown that childhood maltreatment, including physical abuse, sexual abuse, and emotional neglect, is a risk factor for the development of antisocial behaviors and personality disorders later in life. (Smith & Thornberry, 1995; Widom, 1989)

Those children who have undergone a severe and chronic cycle of maltreatment are more likely to increase in aggression, impulsivity, and defiance, which are symptoms close to those people with ASPD display. (Cicchetti & Toth, 1995) Inconsistency in discipline, severe punishment, and a lack of warmth are connected to higher levels of childhood conduct problems and antisocial behaviours. (Patterson et al., 1992; Moffitt et al., 2001)

Long-term studies indicate that, compared with others, children from families with problematic dynamics are more likely to follow a continuing pattern of antisocial behaviors throughout adolescence and possibly into adulthood. (Patterson et al., 1992; Moffitt et al., 2001) These studies thereby emphasize great importance on early family environment as an overwhelming factor in terms of behavioral results and risks for ASPD later in life. Social learning theory proposes that individuals acquire behavior through observation, imitation, and reinforcement within their social circles. (Bandura, 1977)

This will make the adolescents, especially those associating with deviant peer groups or having delinquent friends, more vulnerable to antisocial attitudes and behaviors; hence, they are at a heightened risk of acquiring ASPD. (Dishion et al., 1996; Snyder & Patterson, 1995) Besides, the peer rejection and social isolation experiences also significantly contribute to the development of antisocial behaviors since they express their desire for acceptance and affiliation in dysfunctional ways. (Masten et al., 1995) The findings provide some insights into the powerful role of peer interactions within behavioral outcomes and ASPD risk. It has been revealed that children and adolescents brought up in disorganized and socially impoverished neighborhoods are more prone to committing delinquent behaviors and crimes. (Sampson & Wilson, 1995; Wilson & Herrnstein, 1985) Decreased opportunities in terms of education, joblessness,

economic hardship, and increased stressors raise vulnerability to antisocial behaviors as applied coping mechanisms. (Piquero et al., 2005)

Cultural expectations about aggression, authority, and gender tasks also play a major role in shaping antisocial behaviors. (Hare, 1991) Environmental stressors, exposure to violence, community disorganization, and traumatic experiences are some of the more recognized factors in the development of antisocial traits and antisocial behaviors. (Galea et al., 2005; Widom, 2000)

Comorbidities

In this respect, a study was carried out to determine the prevalence of Anti-social Personality Disorder in offenders, associating it with demographic characteristics, psychiatric comorbidity, quality of life, presence or absence of Attention-Deficit/Hyperactivity Disorder. (Black et al., 2010). The methodology assures reliable measurements of psychiatric conditions and quality of life, along with risk factors, using the validated instruments of the study the MINI, SF-36, and LSI-R. This type of information has great implications for developing targeted clinical and correctional interventions that will make a difference in outcomes for this challenging population.

Table 1: Antisocial Personality Disorder in Incarcerated Offenders: Psychiatric Comorbidity and Quality of Life (Black et al., 2010)

ASPD status				
Disorders	Present (n=113)	Absent (n=207)	OR (95% CI)	P Value
Mood Disorders				
Major depression	33.6%	17.9%	2.4(1.4 to 4.2)	.002
Dysthymia	3.5%	2.9%	1.3(0.4 to 5.0)	.7469
Bipolar	65.5%	34.3%	3.8(2.3 to 6.3)	<.001
Other mood disorders	12.4%	6.3%	2.5(1.1 to 5.9)	.030
Any mood disorders	76.1%	42.5%	4.7 (2.8 to 8.0)	<.001
Anxiety Disorders				

Panic	12.4%	5.8%	2.4 (1.0 to 5.4)	.044
Agoraphobia	34.5%	16.9%	2.8 (1.6 to 4.8)	<.001
Generalized anxiety disorder	31.0%	12.6%	3.7 (2.0 to 6.8)	<.001
Social anxiety disorder	20.4%	4.8%	5.3 (2.3 to 11.8)	<.001
Specific phobia	6.2%	3.9%	1.9 (0.6 to 5.6)	.258
Obsessive-compulsive disorder	21.2%	3.4%	7.9 (3.2 to 19.7)	<.001
Post-traumatic disorder	20.4%	8.2%	3.9 (1.8 to 8.3)	<.001
Any anxiety disorder	61.1%	32.9%	3.7 (2.3 to 6.2)	<.001
Substance Use Disorders				
Alcohol disorder	85.0%	67.6%	2.6 (1.4 to 4.8)	<.001
Drug disorder	92.9%	67.6%	6.5 (2.9 to 14.3)	.002
Any substance use disorder	98.2%	85.0%	11.2 (2.5 to 50.0)	.002
Psychotic Disorders				
Schizophrenia/NOS	14.2%	5.3%	2.7 (1.2 to 6.2)	.018
Substance/GMC related	42.5%	18.4%	3.6 (2.1 to 6.2)	<.001
Any psychotic disorder	55.8%	23.7%	4.1 (2.5 to 6.9)	<.001

Eating Disorders				
Anorexia	0.0%	0.0%	NA	NA
Bulimia	4.4%	1.9%	2.3(0.6 to 9.4)	.2889
Any eating disorder	4.4%	1.9%	2.3(0.6 to 9.4)	.2889
Somatoform Disorders				
Somatization disorder	0.9%	0.0%	NA	.353
Hypochondriasis	2.7%	0.5%	5.8 (0.6 to 61.0)	.128
Body dysmorphic disorder	5.3%	2.4%	2.8 (0.8 to 10.0)	.205
Pain disorder	3.5%	1.0%	4.8 (0.8 to 29.2)	.190
Any somatoform disorder	9.7%	3.4%	3.6 (1.3 to 10.1)	.017
Borderline personality disorder*	44.1%	21.0%	3.0 (1.6 to 5.5)	<.001
Conduct disorder	96.5%	11.6%	NA	<.001
ADHD	33.6%	15.0%	2.6 (1.5 to 4.6)	<.001
Adjustment disorder	5.3%	3.9%	1.6 (0.5 to 5.0)	.575
Any MINI disorder	100.0%	91.8%	NA	<.001

ADHD: attention-deficit/hyperactivity disorder; ASPD: antisocial personality disorder; CI: confidence interval;

GMC: general medical condition; MINI; Mini international Neuropsychiatric Interview; NA: not applicable; NOS: not otherwise specified; OR: odds ratio (adjusted).

*OR adjusted for age, gender, race/ethnicity.

'P value from multiple logistic regression model.

'P value from Fisher's exact test.

"Logistic regression model not fit due to lack of response variability.

"Results for borderline personality disorder used n - 220

Conduct disorder and ASPD

Longitudinal studies indicate that children who portray the symptoms of CD are likely to develop ASPD as adults. Such continuity indicates a developmental pathway whereby early antisocial behaviors grow into even more serious forms of antisocial conduct in adulthood. (Moffitt, 1993; Odgers et al., 2008)

Loeber, Burke, & Pardini, 2009; Moffitt, 2003 indicated that conduct problems in childhood have the potential to result in equivalent complications in adolescence. It then intensifies the propensity of additional antisocial behavior and ASPD during adulthood. According to Frick et al. (1995), children who portray serious conduct problems and whose symptoms emerge before the age of 10 years are at increased risk of progressing to ASPD. Equally, Lahey, Loeber, Burke, and Applegate (2005) found that the early onset of conduct problems is a noteworthy predictor of late ASPD. It is supported by findings that indicate childhood aggression and defiance are key pointers or forerunners of later antisocial outcomes. (Odgers et al., 2008; Farrington, 2005) Furthermore, some studies have found that persistence of CD symptoms during adolescence significantly predicts an early adulthood diagnosis of ASPD. (Fergusson, Horwood, and Ridder, 2005)

New trends in Interventions for ASPD

New interventions are under trial for the treatment of Anti-Social Personality Disorder and have shown much promise to deal more effectively than the traditional techniques. These new therapies include the Mentalization-Based Treatment, Psychodynamic Art Psychotherapy, Transference-Focused Psychotherapy, Schema Therapy, and Mindfulness-Based Interventions.

Mentalization based therapy

Impairments in mentalization characterize ASPD, the ability to understand and interpret one's states of mind and that of others, leading to maladaptive behaviours, as well as the lack of empathy. (Rossouw & Fonagy, 2012) Attachment insecurity characterizes many patients with ASPD, resulting from adverse childhood experiences that predispose the person to emotional dysregulation. (Bateman & Fonagy, 2008) MBT could be intended to raise mentalization capacity, modulate aggressive behaviour, and improve relational functioning in ASPD patients. (Bateman & Fonagy, 2019) However, enhanced mentalization can help a person who suffers from ASPD develop healthier relations and be more empathetic.

Psychodynamic Art Psychotherapy

Psychodynamic Art Psychotherapy represents an optimistic new therapeutic modality that includes psychodynamic principles with creative expression to foster emotional and psychological healing. (Kramer, 2000)

In order to help patients express ideas and emotions that they find difficult to articulate verbally, PAP skillfully blends the theoretical aspects and therapeutic approaches of psychodynamic therapy with the artistic process of creating visual artworks. Art therapy, hence, provides an avenue to delve deep into the unconscious, to find a solution to inner conflicts, and better understand behaviors and feelings. (Malchiodi,

2003) This modality, however, is particularly useful for people with ASPD, who usually experience enormous problems in the areas of emotion regulation and thought reflection. (Gussak, 2009).

Aggression is a prevalent and challenging symptom in individuals with ASPD. According to Davidson et al. (2009) it can range from violent behavior to recidivism, and it has proven difficult to distinguish between deep emotional problems and aggressive behavior. Traditional therapeutic interventions, such as cognitive behavioral therapy (CBT) and pharmacological treatments, have not been successful in treating aggression. PAP offers a special avenue for the examination of such issues due to the fact that it allows patients to externalize their feelings and looks more precisely at their impulses for aggression using the creation and analyses of art (Gussak, 2006).

Another study by Dorothea H. and colleagues (2011) illustrated that art therapy increased emotional expression and coping in forensic patients, and incidents of aggression were reduced. A single-case design investigating the use of PAP for aggression in an individual with ASPD fleshed out the precise mechanisms through which art therapy engenders behavioral change and provided a rich, in-depth understanding of the therapeutic process. (Yin, 2018).

Transference-Focused Psychotherapy

Transference-Focused Psychotherapy (TFP) is firmly grounded in psychoanalytic theory, paying emphasis on the exploration of unconscious conflicts and interpersonal dynamics. TFP searches for clarity and change in the frequent, often dysfunctional behaviors and emotional instability related to ASPD through the creation of a structured therapeutic alliance. In TFP, a therapeutic alliance is brought about by interpreting and working through the patient's transference reactions. This involves the unconsciously transferred feelings of past relational dynamism on the therapist. The approach allows for the exploration of such distorted perceptions or interpersonal strategies that increase insight and further adaptive change. Case studies and clinical observations suggested improvements in interpersonal functioning and a reduction in aggressive behaviors after TFP interventions. (Fertuck et al., 2009; Clarkin et al., 2001) TFP links affective experiences to cognitive understanding, addressing emotional deficits and interpersonal dysfunctions associated with ASPD. (Levy et al., 2006).

Neurobiological research indicates that TFP could have an impact on ASPD by providing therapy against failures in emotional processing and empathy-related brain regions. (Rilling et al., 2007) The facets of neurodevelopmental work with ASPD via the focusing on emotional awareness and modulation are well covered within TFP. (Baskin-Sommers et al., 2015)

Schema therapy

With the goal of identifying and treating the ingrained maladaptive schema and fundamental beliefs that underlie antisocial conduct, schema therapy is a specific therapeutic approach that has developed into a successful intervention strategy. This approach combines cognitive-behavioral and psychodynamic methods. Its main objective is to identify and modify maladaptive schemas, or fundamental ideas, that were created in early childhood and maintained into adulthood. These beliefs can be extremely upsetting and are linked to interpersonal issues. According to Young, in 2003, schemas refer to "enduring patterns that begin in childhood and are elaborated throughout one's lifetime" that enforces a way of thinking about, interpreting, and reacting to events. In most cases, these schemas are dysfunctional and are actually the means for coping, which then lead to avoidance, overcompensation, or self-sabotage strategies. (Young et al. 2003)

It is worth noting that Bernstein et al. conducted a clinical trial in 2021 concerning the application of schema therapy in violent offenders with ASPD. This study presents the therapeutic efficiency of schema therapy in reducing aggressive behaviors and raising prosocial outcomes for patients diagnosed with ASPD. This is achieved through schema therapy's influence on these dysfunctional schemas and the development of more constructive schemas to cope.

In their study, Özdel et al. (2015) sought to learn if early maladaptive schemas and core beliefs play a role in subjects with Anti-social Personality Disorder. This study evaluated the presence of EMS (early maladaptive schemas) and core beliefs by means of the Schema Questionnaire and the Social Comparison Scale in a sample of 38 antisocial persons and 24 healthy controls. The results obtained from the SCS showed that the antisocial patients view themselves as unlovable, lonely, and rejected, which proved the presence of considerable negative perceptions in their self-concept. Besides, the results of SQ-SF revealed that ASPD scored far above controls in EMS: emotional deprivation, entitlement/grandiosity, mistrust/abuse, vulnerability to harm and illness, and social isolation. These findings suggest a unique cognitive-emotional profile of maladaptive schemas typical of interpersonal distrust, entitlement, and emotional deprivation in individuals with ASPD.

Mindfulness based interventions

Mindfulness based interventions (MBIs) are treatment methods for enhancing mental health and wellbeing, using mindfulness techniques. According to the American Psychological Association, in 2023, "mindfulness is a moment-to-moment awareness of one's experience without judgment" Yoga, body awareness exercises, breathing exercises and mindfulness meditation seem to constitute typical examples of tertiary practices within Mindfulness based stress reduction (MBSR) and Mindfulness based cognitive therapy (MBCT), usually carried out to help people develop this kind of attentive awareness.

MBIs are effective in treating conditions like anxiety and depression due to their structured approach involving group support and psychoeducation (APA, 2023). A systematic review in 2013 by Shonin, Van Gordon, and Griffiths identified positive effects of MBIs on prisoners' psychological health, including reduction in anxiety, depression, and substance use. The feasibility of mindfulness and yoga programs in implementing them within prisons depends on various factors: the inmates' willingness to participate, the length of the programs, and institutional support. In a 2007 feasibility study by Samuelson et al., the investigators reported good reception of the yoga programs among inmates, with high participation rates and positive feedback regarding class impact on stress and emotional well-being. In a randomized controlled trial by Auty, Cope, and Liebling conducted in 2017, participants of the yoga program showed notable decrease in aggression and enhancing their psychological well-being compared to a control group. The study of prisoners attending an MBSR program conducted by Dafoe and Stermac in 2013 established that the prisoners under these programs experienced considerable minimizing of great levels of anxiety and depression symptoms compared to the control group.

Limitations

Despite a lot of research being done on ASPD treatment, there are still a lot of unanswered questions about the long-term efficacy and relative efficacy of different medications. Although MBT first seems very promising in treating BPD (borderline personality disorder), further comparative efficacy studies are still required. For example, as Rossouw & Fonagy, 2012 suggests, getting a patient with ASPD to attend therapy sessions regularly is tough because by nature and character, they are resistant and non-compliant.

Effective execution of MBT requires specialized training of therapists, which thus creates a barrier to its diffuse applications (Bateman & Fonagy, 2019).

Future studies should be conducted to examine more permanent effects of PAP in reducing aggression and other symptoms of ASPD. Indeed, most of the existing studies treat this latter outcome as being short-term in duration, with little known about the durability of the therapeutic gains. Few compare the efficacy in reducing aggression in ASPD between PAP and other therapeutic modalities, such as CBT or pharmacotherapy. Comparative studies may indicate what benefits and shortcomings are particular to PAP. TFP, invented for treating BPD, appears to have some potential for the treatment of ASPD at least on the evidence of Clarkin et al. 2007, but it is still quite a challenge to optimize its delivery. These problems include logistic difficulties, such as availing an appropriate space to practice, the safety and security of the participants and the instructors from participants, especially in prison work. Getting and sustaining inmate interest in the long run is pretty difficult, more so in an environment that might lack motivation and commitment.

Research into new therapies for ASPD which include MBT, PAP, TFP, Schema Therapy, and MBIs currently has some promise but is nonetheless relatively thin. The vast majority of studies have only short-term follow-ups, and it is difficult to rightly estimate the long-term effects of treatments. More rigorous, comparative, and long-term studies are needed to fill these gaps. The broader dissemination of these therapies is also hampered by the need for specialist therapist training.

Scope

This review highlights, the need for associating biological, psychological and social perspectives in designing strategies for effectively managing and treating Anti-Social Personality Disorder. Research in biological substrate in ASPD shows quite substantial evidence to support genetic predispositions and neurobiological abnormalities. Research tends to prove that in childhood, conduct disorder can predict disorder later in adulthood as ASPD. It's probable that the more conventional therapeutic approaches, such as cognitive behavioral therapy and medication, have not been able to effectively address the underlying emotional issues causing the violent conduct exhibited by the individual with ASPD.

Newer therapies like MBT, PAP, TFP, schema therapy, and MBIs, on the other hand, may be beneficial. They enhance affect regulation, address maladaptive underlying schemas, and promote better interpersonal interactions. This review emphasizes once more the complex character of ASPD and the promise of new treatments for the disorder's behavioral and emotional issues. The goal of future research should be to provide comprehensive treatment by validating such therapies through well planned, long-term studies and investigating integrated treatment options.

Conclusion

Managing ASPD effectively requires a strategy that places the disorder in its appropriate biological, psychological, and social contexts. Genetic predispositions and neurobiological abnormalities play a very important role in the development of ASPD through twin studies and neuroimaging that reveals brain anomalies in impulse control and emotional regulation regions. These insights are used to guide pharmacological and neurobiological interventions. Psycho-social influences, especially childhood abuse or peer interactions, are substantially influential in ASPD. Accordingly, early intervention and prevention programs that presuppose these factors may help to reduce the risk of developing ASPD.

References

1. American Psychiatric Association. (2013). *Diagnostic and statistical manual of mental disorders* (5th ed.). American Psychiatric Publishing.
2. Auty, K., Cope, A., & Liebling, A. (2017). *Prison violence: The dynamics of conflict, fear and power*. Palgrave Macmillan.
3. Bandura, A. (1977). *Social learning theory*. Prentice-Hall.
4. Baskin-Sommers, A. R., Curtin, J. J., & Newman, J. P. (2015). Emotion regulation as a mechanism of change in psychopathy. *Psychological Science*, 26(10), 1559-1571.
5. Bateman, A., & Fonagy, P. (2008). 8-year follow-up of patients treated for borderline personality disorder: Mentalization-based treatment versus treatment as usual.
6. *American Journal of Psychiatry*, 165(5), 631-638.
7. Bateman, A. W., & Fonagy, P. (2011). *Handbook of Mentalizing in Mental Health Practice* Beck, A. T., & Freeman, A. (1990). *Cognitive therapy of personality disorders*. Guilford Press. Black, D. W., Gunter, T., Allen, J., Blum, N., Arndt, S., Wenman, G., & Sieleni, B. (2007).
8. Borderline personality disorder in male and female offenders newly committed to prison. *Comprehensive Psychiatry*, 48(5), 400-405.
9. Black, D. W., Gunter, T., Loveless, P., Allen, J., & Sieleni, B. (2010). Antisocial personality disorder in incarcerated offenders: Psychiatric comorbidity and quality of life. *Annals of Clinical Psychiatry*, 22(2), 113-120.
10. Caligor, E., Levy, K. N., & Yeomans, F. E. (2018). Transference-focused psychotherapy: Overview and update. *International Journal of Psychoanalysis*, 99(2), 324-338.
11. Caspi, A., Moffitt, T. E., Thornton, A., Freedman, D., Amell, J. W., Harrington, H., & Silva, P. A. (1996). The life history calendar: A research and clinical assessment method for collecting retrospective event-history data. *International Journal of Methods in Psychiatric Research*, 6(2), 101-114.
12. Cicchetti, D., & Toth, S. L. (1995). A developmental psychopathology perspective on child abuse and neglect. *Journal of the American Academy of Child & Adolescent Psychiatry*, 34(5), 541-565.
13. Clarkin, J. F., & Fonagy, P. (2006). *Psychodynamic psychotherapy for personality disorders: A clinical handbook*. American Psychiatric Publishing.
14. Clarkin, J. F., Levy, K. N., Lenzenweger, M. F., & Kernberg, O. F. (2001). The Personality Disorders Institute/Borderline Personality Disorder Research Foundation randomized control trial for borderline personality disorder: Rationale, methods, and patient characteristics. *Journal of Personality Disorders*, 15(3), 192-202.
15. Clarkin, J. F., Levy, K. N., Lenzenweger, M. F., & Kernberg, O. F. (2007). Evaluating three treatments for borderline personality disorder: A multiwave study. *American Journal of Psychiatry*, 164(6), 922-928.
16. Coccaro, E. F. (2012). Intermittent explosive disorder as a disorder of impulsive aggression for DSM-5. *American Journal of Psychiatry*, 169(6), 577-588.
17. Dafoe, W., & Stermac, L. (2013). Interpersonal violence and victimization in prison: Assessing the role of psychological well-being. *Journal of Interpersonal Violence*, 28(14), 2834-2852.

18. Davidson, R. J., Putnam, K. M., & Larson, C. L. (2000). Dysfunction in the neural circuitry of emotion regulation: A possible prelude to violence. *Science*, 289(5479), 591-594.
19. Dishion, T. J., Patterson, G. R., Stoolmiller, M., & Skinner, M. L. (1996). Family, school, and behavioural antecedents to early adolescent involvement with antisocial peers. *Developmental Psychology*, 32(4), 731-741.
20. D'Silva, K., Duggan, C., & McCarthy, L. (2018). Does CBT have a role in reducing aggression in forensic inpatients? A pilot study. *The Journal of Forensic Psychiatry & Psychology*, 29(3), 477-490.
21. Fairchild, G., & van Goozen, S. H. M. (2013). The neurobiology of aggression: Reward, punishment, and impulsivity. *Wiley Interdisciplinary Reviews: Cognitive Science*, 4(5), 559-571.
22. Farrington, D. P. (2005). Childhood origins of antisocial behaviour. *Clinical Psychology & Psychotherapy*, 12(3), 177-190.
23. Fertuck, E. A., Jekal, A., Song, I., Wyman, B., Morris, M. C., Wilson, S. T., & Stanley, B. (2009). Enhanced 'Reading the Mind in the Eyes' in borderline personality disorder compared to healthy controls. *Psychological Medicine*, 39(12), 1979-1988.
24. Frick, P. J., Christian, R. E., & Wootton, J. M. (1999). Age trends in the association between parenting practices and conduct problems. *Behaviour Modification*, 23(1), 106-128.
25. Fonagy, P., & Bateman, A. (2008). The development of borderline personality disorder-a mentalizing model. *Journal of Personality Disorders*, 22(1), 4-21.
26. Galea, S., Ahern, J., Vlahov, D., Coffin, P. O., Fuller, C., & Leon, A. C. (2005). Income distribution and risk of fatal drug overdose in New York City neighbourhoods. *Drug and Alcohol Dependence*, 80(2), 117-123.
27. Gussak, D. (2006). *The Wiley handbook of art therapy*. John Wiley & Sons.
28. Hare, R. D. (1991). *The Hare Psychopathy Checklist-Revised (PCL-R)*. Multi-Health Systems.
29. Holmes, S. E., Slaughter, J. R., & Kashani, J. (2001). Risk factors in childhood that lead to the development of conduct disorder and antisocial personality disorder. *Child Psychiatry and Human Development*, 31, 183-193.
30. Howard, R., & Duggan, C. (2022). The epidemiology of antisocial personality disorder. In R. Howard & C. Duggan (Eds.), *Antisocial personality: Theory, research, treatment* (pp. 71-87). Cambridge University Press.
31. Kernberg, O. F. (1984). *Severe personality disorders: Psychotherapeutic strategies*. Yale University Press.
32. Kolla, N. J., Malcolm, C., Attard, S., Arenovich, T., & Blackwood, N. (2015). Childhood maltreatment and aggressive behaviour in violent offenders with psychopathy. *Canadian Journal of Psychiatry*, 60(6), 265-271.
33. Levy, K. N., Meehan, K. B., Kelly, K. M., Reynoso, J. S., Weber, M., Clarkin, J. F., & Kernberg, O. F. (2006). Change in attachment patterns and reflective function in a randomized control trial of transference-focused psychotherapy for borderline personality disorder. *Journal of Consulting and Clinical Psychology*, 74(6), 1027-1040.
34. Linehan, M. M., Korslund, K. E., Harned, M. S., Gallop, R. J., Lungu, A., Neacsiu, A. D., & Murray-Gregory, A. M. (2015). Dialectical behavior therapy for high suicide risk in individuals with borderline personality disorder: A randomized clinical trial and component analysis. *JAMA Psychiatry*, 72(5), 475-482.

35. Loeber, R., & Stouthamer-Loeber, M. (1986). Family factors as correlates and predictors of juvenile conduct problems and delinquency. In M. Tonry & N. Morris (Eds.), *Crime and justice: An annual review of research* (Vol. 7, pp. 29-149). University of Chicago Press.
36. Malchiodi, C. A. (2003). *Handbook of art therapy*. Guilford Press.
37. Masten, A. S., Roisman, G. I., Long, J. D., Burt, K. B., Obradović, J., Riley, J. R., & Tellegen, A. (2005). Developmental cascades: Linking academic achievement and externalizing and internalizing symptoms over 20 years. *Developmental Psychology*, *41*(5), 733-746.
38. McGauley, G., Yakeley, J., Williams, A., & Bateman, A. (2011). Attachment, mentalization and antisocial personality disorder: The possible contribution of mentalization-based treatment. *European Journal of Psychotherapy and Counselling*, *13*(4), 371–393.
39. Odgers, C. L., Moffitt, T. E., Broadbent, J. M., Dickson, N., Hancox, R. J., Harrington, H., & Caspi, A. (2008). Female and male antisocial trajectories: From childhood origins to adult outcomes. *Development and Psychopathology*, *20*(2), 673-716.
40. Özdel, K., Türkçapar, M. H., Guriz, S. O., Hamamci, Z., Duy, B., Taymur, I., & Riskind, J. H. (2015). Early maladaptive schemas and core beliefs in antisocial personality disorder. *International Journal of Cognitive Therapy*, *8*(4), 306–317.
41. Patterson, G. R., Reid, J. B., & Dishion, T. J. (1992). *Antisocial boys*. Castalia Publishing Company.
42. Raine, A., Lencz, T., Bihrl, S., LaCasse, L., & Colletti, P. (2000). Reduced prefrontal gray matter volume and reduced autonomic activity in antisocial personality disorder. *Archives of General Psychiatry*, *57*(2), 119-127.
43. Rhee, S. H., & Waldman, I. D. (2002). Genetic and environmental influences on antisocial behaviour: A meta-analysis of twin and adoption studies. *Psychological Bulletin*, *128*(3), 490-529.
44. Rilling, J. K., Glenn, A. L., Jairam, M. R., Pagnoni, G., Goldsmith, D. R., Elfenbein, H. A., & Lilienfeld, S. O. (2007). Neural correlates of social cooperation and non-cooperation as a function of psychopathy. *Biological Psychiatry*, *61*(11), 1260-1271.
45. Salekin, R. T. (2017). Research review: What do we know about psychopathic traits in children? *Journal of Child Psychology and Psychiatry*, *58*(11), 1180-1200.
46. Sampson, R. J., & Wilson, W. J. (1995). Toward a theory of race, crime, and urban inequality. In J. Hagan & R. D. Peterson (Eds.), *Crime and inequality* (pp. 37-54). Stanford University Press.
47. Smith, C., & Thornberry, T. P. (1995). The relationship between childhood maltreatment and adolescent involvement in delinquency. *Criminology*, *33*(4), 451–481.
48. Snyder, J., & Patterson, G. R. (1995). Individual differences in social aggression: A test of a reinforcement model of socialization in the natural environment. *Behaviour Therapy*, *26*(3), 371-391.
49. Piquero, A. R., Farrington, D. P., & Blumstein, A. (Eds.). (2007). *Key issues in criminal career research: New analyses of the Cambridge Study in Delinquent Development*. Cambridge University Press.
50. World Health Organization. (2019). *International classification of diseases for mortality and morbidity statistics* (11th Revision).
51. Widom, C. S. (2000). Understanding the consequences of childhood victimization. In J. E. B. Myers, L. Berliner, J. Briere, T. Reid, & C. Jenny (Eds.), *The APSAC handbook on child maltreatment* (pp. 275-294). Sage Publications.
52. Wilson, J. Q., & Herrnstein, R. J. (1985). *Crime and human nature*. Simon and Schuster.

53. Yeomans, F. E., Clarkin, J. F., & Kernberg, O. F. (2002). *Transference-focused psychotherapy for borderline personality disorder: A clinical guide*. American Psychiatric Publishing.
54. Yin, R. K. (2018). *Case study research and applications: Design and methods* (6th ed.). Sage Publications.
55. Young, S. E., Stallings, M. C., Corley, R. P., Krauter, K. S., & Hewitt, J. K. (2000). Genetic and environmental influences on behavioural disinhibition. *American Journal of Medical Genetics*, 96(5), 684-695.

Jul 01, 2024

Plagiarism Scan Report

0% Plagiarized

100% Unique

Characters:7081	Words:961
Sentences:44	Speak Time: 8 Min

Excluded URL	None
--------------	------

Content Checked for Plagiarism

Abstract ASPD is a challenging disorder to treat in professional settings, having difficult etiology, persistence, and large social impact. This review summarizes evidence-based therapy approaches, comorbidities, and biopsychosocial variables related to ASPD, by indicating the state of the field. Twin studies and neuroimaging research arguing for structural brain anomalies provide clear evidence that genetic predispositions and neurobiological abnormalities play a role in ASPD. Psycho-social variables also participate in the development and characteristics of the condition, such as maltreatment in childhood and disturbed family relationships. Lately, some of the emerging modes of therapeutic modalities such as mentalization based treatment, psychodynamic art psychotherapy, transference-focused psychotherapy, schema therapy, and mindfulness-based interventions are available. However, their efficiency varies and hence needs further research.

Keywords: Anti-Social Personality Disorder, ASPD, Genetic predisposition, Neurobiological abnormalities, Psychosocial factors, Mentalization-Based Treatment (MBT), Psychodynamic Art Psychotherapy (PAP), Transference-Focused Psychotherapy (TFP), Schema Therapy, Mindfulness-Based Interventions (MBIs)

Introduction Personality disorders are persistent and rigid, they pose serious hassles. One such example is the case of Anti-social Personality Disorder. Their inner experiences and recurring behavioral patterns come very far from what society expects of them. Hence, the problems arise in various areas of life. The DSM-5 and ICD-11 present two different but complementary paradigms for the diagnosis of personality disorders. The similarity in symptoms is based on the DSM-5 dividing of personality disorders into three clusters: Cluster A, strange or eccentric; Cluster B, dramatic, emotional, or erratic; and Cluster C, anxious or fearful. Similar to this, due to the disruptive and dramatic nature of its behaviors, ASPD is classified under DSM-5 Cluster B. On the other hand, the ICD-11 uses trait domains to identify specific components of personality dysfunction and divides personality disorders into four severity levels: mild, moderate, severe, and personality disorder with undetermined severity. ASPD falls under Personality Disorders with Dissocial features, emphasizing antisocial behaviors and features in the ICD-11. The sub-classification of the disorder into these divisions shows the difficulty of ASPD: it varies from indifference to the rights of others, dishonesty, impulsivity, agitation, and lack of regret. In order to distinguish ASPD from other mental illnesses and to fully evaluate its

effects on functioning, the diagnosis must be made with great care. Method Using databases from the American Psychological Association, Oxford University Press, Cambridge University Press, PubMed, PsycINFO, Sage Publications, and Google Scholar, a thorough search of the literature was conducted. During the search, the following phrases were used: "neurobiological abnormalities," "anti-social personality disorder," "ASPD," "genetic predisposition," "psychosocial factors," and "therapeutic interventions." The only published works that fitted the criteria were peer-reviewed articles, studies, review papers, empirical research and meta-analyses published between 1990 to 2023. Five hundred of the approximately sixty chosen papers were considered to be of special relevance with plausible arguments. Extracted data pertained to study designs, sample characteristics, methodologies, findings, and conclusions, involving co-morbidities, psychological variables, biochemical factors, and therapeutic interventions. Such research synthesis seeks to provide a coherent narrative of the complexity of ASPD, with suggestions for further research into the improvement of therapeutic strategies. Herein, this review covers some critical reviews on genetic and neurobiological research, psychosocial influences, and efficacy data of new therapeutic approaches. Discussion Biological factors of ASPD Family and twin studies describe a robust genetic role in its development, hence proving a heritable component of ASPD. In this regard, Rhee and Waldman's 2002 study postulates that the concordance rate from ASPD in monozygotic twins, who share 100 percent of their genetic material, is higher compared to that observed among dizygotic twins, who are considered to share only about 50 percent of their genetic material and hence saving genetic predisposition for the disorder. These genetic findings have been supplemented by neuroimaging studies that have found other structural and functional abnormalities within brain areas relevant to impulse control and emotion modulation. In another study, Raine 2000 and colleagues showed volumetric reduction of grey matter in the prefrontal cortex in subjects with ASPD. The prefrontal cortex is essential in modulating decision making, impulse control and social behaviour. In this context, the structural defects in this region can also contribute to the noted impulsive behavior and increase in the failure of behavioral inhibition seen in ASPD. It has been considered that individuals with ASPD have abnormalities in the amygdala, a structure crucial for social conduct and emotional processing. Functional neuroimaging research studies propose that during emotional provocation, there is a change in the pattern of activation within the amygdala in subjects with ASPD. This thus shows how the mechanism controlling the emotional response might go awry and actually contribute to interpersonal and empathic difficulties classically associated with ASPD. Besides genetic and neurological factors, epigenetic mechanisms also contribute to the formation of ASPD. Epigenetics does not consider changes in the DNA sequence but means how environmental factors disturb gene expression. According to Beach et al. (2010), early stressors, cold childhood trauma, or adverse situations concerning the environment may initiate DNA alteration to such an extent that a given individual gets prone to develop


ASPD later in his or her life. Neurobiological theories propose that the orbitofrontal cortex is an area in the brain whose function is to control emotional responses, particularly to aversive stimulation. According to Cummings in 1993, lesions to this cortical area may result in severe disturbances in processing and regulation of emotion, leading to impulsivity and poor decisions. Malloy et al. suggest that this syndrome is thought to result from alterations of networks connecting cortical regions with the orbitofrontal cortex. These changes affect the integration of emotional impulses into cognitive control processes. Specific patterns of activation and connectivity in the brain have been identified to differentiate individuals with psychopathic traits from neurotypical individuals. Orbitofrontal cortex-limbic misconnections, for example, have been suggested to be linked with abnormalities in the processing and regulation of emotions in psychopathy.

Sources



[Home](#) [Blog](#) [Testimonials](#) [About Us](#) [Privacy Policy](#)

Copyright © 2024 [Plagiarism Detector](#). All right reserved

Jul 01, 2024

Plagiarism Scan Report

4% Plagiarized

96% Unique

Characters:6914	Words:993
Sentences:25	Speak Time: 8 Min

Excluded URL None

Content Checked for Plagiarism

Especially serotonin and dopamine neurotransmitter systems have been suggested to be involved in the pathophysiology of ASPD. Such dysregulation to the above systems could therefore impact mood, impulse control, and reward processing, hence explaining some of the behavioural traits seen in the disorder. (Coccaro, 2012) Although some symptomatic benefits in ASPD have been derived from pharmacological treatments targeting these neurotransmitter systems, including selective serotonin reuptake inhibitors and mood stabilizers, it further points toward the relay role of neurotransmitter dysregulation in the disorder process. (Kolla et al., 2015). Longitudinal studies all point to the fact that a significant number of those diagnosed with CD in childhood or adolescence later fit the criteria for ASPD in adulthood. Such continuity indicates a developmental pathway whereby early antisocial behaviors grow into even more serious forms of antisocial conduct in adulthood. (Moffitt, 1993; Odgers et al., 2008) Psychosocial factors While biological factors such as genetics and neurobiological abnormalities strongly influence the development of Anti-Social Personality Disorder, it is to a great extent psycho-socially determined. Infancy experiences of abuse, neglect, and inconsistent parenting set the key points for the development of Anti-Social Personality Disorder. Results from meta-analytic studies have shown that childhood maltreatment, including physical abuse, sexual abuse, and emotional neglect, is a risk factor for the development of antisocial behaviors and personality disorders later in life. (Smith & Thornberry, 1995; Widom, 1989) Those children who have undergone a severe and chronic cycle of maltreatment are more likely to increase in aggression, impulsivity, and defiance, which are symptoms close to those people with ASPD display. (Cicchetti & Toth, 1995) Inconsistency in discipline, severe punishment, and a lack of warmth are connected to higher levels of childhood conduct problems and antisocial behaviours according to research. (Patterson et al., 1992; Moffitt et al., 2001) Long-term studies indicate that, compared with others, children from families with problematic dynamics are more likely to follow a continuing pattern of antisocial behaviors throughout adolescence and possibly into adulthood. (Patterson et al., 1992; Moffitt et al., 2001) These studies thereby emphasize great importance on early family environment as an overwhelming factor in terms of behavioral results and risks for ASPD later in life. Social learning theory proposes that individuals acquire behavior through observation, imitation, and reinforcement within their social circles.

(Bandura, 1977) This will make the adolescents, especially those associating with deviant peer groups or having delinquent friends, more vulnerable to antisocial attitudes and behaviors; hence, they are at a heightened risk of acquiring ASPD. (Dishion et al., 1996; Snyder & Patterson, 1995) Besides, the peer rejection and social isolation experiences also significantly contribute to the development of antisocial behaviors since they express their desire for acceptance and affiliation in dysfunctional ways. (Masten et al., 1995) The findings provide some insights into the powerful role of peer interactions within behavioral outcomes and ASPD risk. It has been revealed that children and adolescents brought up in disorganized and socially impoverished neighborhoods are more prone to committing delinquent behaviors and crimes. (Sampson & Wilson, 1995; Wilson & Herrnstein, 1985) Decreased opportunities in terms of education, joblessness, economic hardship, and increased stressors raise vulnerability to antisocial behaviors as applied coping mechanisms. (Piquero et al., 2005) Cultural expectations about aggression, authority, and gender tasks also play a major role in shaping antisocial behaviors. (Hare, 1991) Environmental stressors, exposure to violence, community disorganization, and traumatic experiences are some of the more recognized factors in the development of antisocial traits and antisocial behaviors. (Galea et al., 2005; Widom, 2000) Comorbidities In this respect, a study was carried out to determine the prevalence of Anti-social Personality Disorder in offenders, associating it with demographic characteristics, psychiatric comorbidity, quality of life, and the presence or absence of the Attention-Deficit/Hyperactivity Disorder. — (Black et al., 2010). The methodology assures full and reliable measurements of psychiatric conditions and quality of life, along with risk factors, using the validated instruments of the study—the MINI, SF-36, and LSI-R. This type of information has great implications for developing targeted clinical and correctional interventions that will make a difference in outcomes for this challenging population.

Table 1: Antisocial Personality Disorder in Incarcerated Offenders: Psychiatric Comorbidity and Quality of Life (Black et al., 2010)

ASPD status	Disorders Present (n=113)	Absent (n=207)	OR (95% CI)	P Value
Mood Disorders				
Major depression	33.6%	17.9%	2.4 (1.4 to 4.2)	.002
Dysthymia	3.5%	2.9%	1.3 (0.4 to 5.0)	.7469
Bipolar	65.5%	34.3%	3.8 (2.3 to 6.3)	<.001
Other mood disorders	12.4%	6.3%	2.5 (1.1 to 5.9)	.030
Any mood disorders	76.1%	42.5%	4.7 (2.8 to 8.0)	<.001
Anxiety Disorders				
Panic	12.4%	5.8%	2.4 (1.0 to 5.4)	.044
Agoraphobia	34.5%	16.9%	2.8 (1.6 to 4.8)	<.001
Generalized anxiety disorder	31.0%	12.6%	3.7 (2.0 to 6.8)	<.001
Social anxiety disorder	20.4%	4.8%	5.3 (2.3 to 11.8)	<.001
Specific phobia	6.2%	3.9%	1.9 (0.6 to 5.6)	.258
Obsessive-compulsive disorder	21.2%	3.4%	7.9 (3.2 to 19.7)	<.001
Post-traumatic disorder	20.4%	8.2%	3.9 (1.8 to 8.3)	<.001
Any anxiety disorder	61.1%	32.9%	3.7 (2.3 to 6.2)	<.001
Substance Use Disorders				
Alcohol disorder	85.0%	67.6%	2.6 (1.4 to 4.8)	<.001
Drug disorder	92.9%	67.6%	6.5 (2.9 to 14.3)	.002
Any substance use disorder	98.2%	85.0%	11.2 (2.5 to 50.0)	.002
Psychotic Disorders				
Schizophrenia/NOS	14.2%	5.3%	2.7 (1.2 to 6.2)	.018
Substance/GMC related	42.5%	18.4%	3.6 (2.1 to 6.2)	<.001
Any psychotic disorder	55.8%	23.7%	4.1 (2.5 to 6.9)	<.001
Eating Disorders				
Anorexia	0.0%	0.0%	NA	NA
Bulimia	4.4%	1.9%	2.3 (0.6 to 9.4)	.2889
Any eating disorder	4.4%	1.9%	2.3 (0.6 to 9.4)	.2889

9.4) .2889 Somatoform Disorders Somatization disorder 0.9% 0.0% NA .353
Hypochondriasis 2.7% 0.5% 5.8 (0.6 to 61.0) .128 Body dysmorphic disorder 5.3%
2.4% 2.8 (0.8 to 10.0) .205 Pain disorder 3.5% 1.0% 4.8 (0.8 to 29.2) .190 Any
somatoform disorder 9.7% 3.4% 3.6 (1.3 to 10.1) .017 Borderline personality
disorder* 44.1% 21.0% 3.0 (1.6 to 5.5) <.001 Conduct disorder 96.5% 11.6% NA
<.001 ADHD 33.6% 15.0% 2.6 (1.5 to 4.6) <.001 Adjustment disorder 5.3% 3.9% 1.6
(0.5 to 5.0) .575 Any MINI disorder 100.0% 91.8% NA <.001

Sources

4% Plagiarized


Social Learning Theory explains how individuals acquire new behaviors and skills through observation, imitation, and reinforcement. It considers the ...

<https://bmdeducation.org/what-is-social-learning-theory/>



[Home](#) [Blog](#) [Testimonials](#) [About Us](#) [Privacy Policy](#)

Copyright © 2024 [Plagiarism Detector](#). All right reserved

Jul 01, 2024

Plagiarism Scan Report

7% Plagiarized

93% Unique

Characters:4845	Words:686
Sentences:29	Speak Time: 6 Min

Excluded URL None

Content Checked for Plagiarism

ADHD: attention-deficit/hyperactivity disorder; ASPD: antisocial personality disorder; CI: confidence interval; GMC: general medical condition; MINI; Mini international Neuropsychiatric Interview; NA: not applicable; NOS: not otherwise specified; OR: odds ratio (adjusted). "OR adjusted for age, gender, race/ethnicity. 'P value from multiple logistic regression model. 'P value from Fisher's exact test. "Logistic regression model not fit due to lack of response variability. "Results for borderline personality disorder used n - 220 Conduct disorder and ASPD Longitudinal studies indicate that children who portray the symptoms of CD are likely to develop ASPD as adults. Loeber, Burke, & Pardini, 2009; Moffitt, 2003 indicated that conduct problems in childhood have the potential to result in equivalent complications in adolescence. It then intensifies the propensity of additional antisocial behavior and ASPD during adulthood. According to Frick et al. (1995), children who portray serious conduct problems and whose symptoms emerge before the age of 10 years are at increased risk of progressing to ASPD. Equally, Lahey, Loeber, Burke, and Applegate (2005) found that the early onset of conduct problems is a noteworthy predictor of late ASPD. It is supported by findings that indicate childhood aggression and defiance are key pointers or forerunners of later antisocial outcomes. (Odgers et al., 2008; Farrington, 2005) Furthermore, some studies have found that persistence of CD symptoms during adolescence significantly predicts an early adulthood diagnosis of ASPD. (Fergusson, Horwood, and Ridder, 2005) New trends in Interventions for ASPD New interventions are under trial for the treatment of Anti-Social Personality Disorder and have shown much promise to deal with this malady more effectively than the traditional techniques. These new therapies include the Mentalization-Based Treatment, Psychodynamic Art Psychotherapy, Transference-Focused Psychotherapy, Schema Therapy, and Mindfulness-Based Interventions. Mentalization based therapy Inability to mentalize understand and interpret one's own and others' mental states it is usually seen in the cases of ASPD, driven by maladaptive behaviors and absence of empathy. Attachment insecurity characterizes many patients with ASPD, resulting from adverse childhood experiences that predispose the person to emotional dysregulation. (Bateman & Fonagy, 2008) Impairments in mentalization characterize ASPD, the ability to understand and interpret one's states of mind and that of others, leading to maladaptive behaviours, as well as the lack of empathy. (Rossouw & Fonagy, 2012) MBT could be intended

to raise mentalization capacity, modulate aggressive behaviour, and improve relational functioning in ASPD patients. (Bateman & Fonagy, 2019) However, enhanced mentalization can help a person who suffers from ASPD develop healthier relations and be more emphatic. Psychodynamic Art Psychotherapy Psychodynamic Art Psychotherapy represents an optimistic new therapeutic modality that marries psychodynamic principles with creative expression to foster emotional and psychological healing. (Kramer, 2000) PAP harmoniously combines techniques and theoretical groundings of psychodynamic therapy with the creative process of art-making to let patients put into shape, in the form of visual arts, thoughts and feelings that they are hard pressed to put into words. Art therapy, hence, provides him an avenue to delve deep into the unconscious, find a solution to inner conflicts, and better understand behaviors and feelings. (Malchiodi, 2003) This modality, however, is particularly useful for people with ASPD, who usually experience enormous problems in the areas of emotion regulation and thought reflection. (Gussak, 2009). Aggression in ASPD subjects is a common and difficult symptom, ranging from violent behavior to recidivism, which has been resistant to traditional therapeutic interventions, including CBT and pharmacological treatments, in separating aggressive behavior from the deep emotional problems for which the latter presents as a featuring feature (Davidson et al., 2009). PAP offers a special avenue for the examination of such issues due to the fact that it allows patients to externalize their feelings and looks more precisely at their impulses for aggression using the creation and analyses of art (Gussak, 2006). Another study by Dorothea H. and colleagues (2011) illustrated that art therapy increased emotional expression and coping in forensic patients, and incidents of aggression were reduced. A single-case design investigating the use of PAP for aggression in an individual with ASPD fleshed out the precise mechanisms through which art therapy engenders behavioral change and provided a rich, in-depth understanding of the therapeutic process.

Sources

3% Plagiarized

... GMC: general medical condition; MINI; Mini international Neuropsychiatric Interview; NA: not applicable; NOS: not otherwise specified; OR: odds ratio (adjusted) ...

https://www.academia.edu/69368121/Antisocial_personality_disorder_in_incarcerated_offenders_Psychiatric_comorbidity_and_quality_of_life

3% Plagiarized

by B O'Donoghue · 2023 · Cited by 4 — Results: The study included 282 young people, of these 78.0% (n = 220) were female and the mean age was 18.3 years (SD = ±2.7). A total of 42.9% ...

<https://pubmed.ncbi.nlm.nih.gov/36864694/>



Jul 01, 2024

Plagiarism Scan Report

0% Plagiarized

100% Unique

Characters:5919	Words:834
Sentences:33	Speak Time: 7 Min

Excluded URL None

Content Checked for Plagiarism

Transference-Focused Psychotherapy (TFP) TFP is thus firmly grounded in psychoanalytic theory, paying emphasis on the exploration of unconscious conflicts and interpersonal dynamics. TFP searches for clarity and change in the frequent, often dysfunctional behaviors and emotional instability related to ASPD through the creation of a structured therapeutic alliance. In TFP, a therapeutic alliance is brought about by interpreting and working through the patient's transference reactions. This involves the unconsciously transferred feelings of past relational dynamism on the therapist. The approach allows for the exploration of such distorted perceptions or interpersonal strategies that increase insight and further adaptive change. Case studies and clinical observations suggested improvements in interpersonal functioning and a reduction in aggressive behaviors after TFP interventions. (Fertuck et al., 2009; Clarkin et al., 2001) TFP links affective experiences to cognitive understanding, addressing emotional deficits and interpersonal dysfunctions associated with ASPD. (Levy et al., 2006). Neurobiological research indicates that TFP could have an impact on ASPD by providing therapy against failures in emotional processing and empathy-related brain regions. (Rilling et al., 2007) The facets of neurodevelopmental work with ASPD via the focusing on emotional awareness and modulation are well covered within TFP. (Baskin-Sommers et al., 2015) Schema therapy Schema therapy is an articular therapeutic modality that has evolved as an effective means of intervention, wherein cognitive-behavioral and psychodynamic tools are integrated in an attempt to unearth and treat the deep-rooted maladaptive schema and core beliefs underlying antisocial behavior. It focuses on the identification and change of maladaptive schemas or core beliefs formed during earlier stages of life and continuing throughout adulthood which prove massively Obamacare distressing and relate to problems in relationships. According to Young, in 2003, schemas refer to "enduring patterns that begin in childhood and are elaborated throughout one's lifetime" that enforces a way of thinking about, interpreting, and reacting to events. In most cases, these schemas are dysfunctional and are actually the means for coping, which then lead to avoidance, overcompensation, or self-sabotage strategies, as indicated by Young et al. in 2003. It is worth noting that Bernstein et al. conducted a clinical trial in 2021 concerning the application of schema therapy in violent offenders with ASPD. This study underscores the therapeutic efficiency of schema therapy in

reducing aggressive behaviors and raising prosocial outcomes for patients diagnosed with ASPD. This is achieved through schema therapy's influence on these dysfunctional schemas and the development of more constructive schemas to cope. In their study, Özdel et al. (2015) sought to learn if early maladaptive schemas and core beliefs play a role in subjects with Anti-social Personality Disorder and healthy controls from psychiatrically healthy controls. Özdel et al. (year) evaluated the presence of EMS and core beliefs by means of the Schema Questionnaire and the Social Comparison Scale in a sample of 38 antisocial persons and 24 healthy controls. The results obtained from the SCS showed that the antisocial patients view themselves as unlovable, lonely, and rejected, which proved the presence of considerable negative perceptions in their self-concept. Besides, the results of SQ-SF revealed that ASPD scored far above controls in EMS: emotional deprivation, entitlement/grandiosity, mistrust/abuse, vulnerability to harm and illness, and social isolation. These findings suggest a unique cognitive-emotional profile of maladaptive schemas typical of interpersonal distrust, entitlement, and emotional deprivation in individuals with ASPD. Mindfulness based interventions MBIs are treatment methods for enhancing mental health and wellbeing, using mindfulness techniques. According to the American Psychological Association, in 2023, "mindfulness is a moment-to-moment awareness of one's experience without judgment" -. Yoga, body awareness exercises, and mindfulness meditation seem to constitute typical examples of tertiary practices within MBSR and MBCT, usually carried out to help people develop this kind of attentive awareness. These are meant to improve emotional control and reduce stress so that good mental health is achieved by advising individuals to become interested in their continuous experiences and acceptance. This renders the MBIs competent in managing various mental health conditions, like anxiety disorders and depressive disorders, because what involves the activities in a structured format, apart from the group support and psycho-education. A systematic review in 2013 by Shonin, Van Gordon, and Griffiths identified positive effects of MBIs on prisoners' psychological health, such as anxiety, depression, and substance use. The feasibility of mindfulness and yoga programs in implementing them within prisons depends on various factors: the inmates' willingness to participate, the length of the programs, and institutional support. In a 2007 feasibility study by Samuelson et al., the investigators reported good reception of the yoga programs among inmates, with high participation rates and positive feedback regarding class impact on stress and emotional well-being. In an RCT by Auty, Cope, and Liebling conducted in 2017, participants of the yoga program showed notable decreases in aggression and enhancing their psychological well-being compared to a control group. The study of prisoners attending an MBSR program conducted by Dafoe and Stermac in 2013 established that the prisoners under these programs experienced considerable minimizing of great levels of anxiety and depression symptoms compared to the control group.


Sources

Page 2 of 3



[Home](#) [Blog](#) [Testimonials](#) [About Us](#) [Privacy Policy](#)

Copyright © 2024 [Plagiarism Detector](#). All right reserved

Jul 01, 2024

Plagiarism Scan Report

0%
Plagiarized

100%
Unique

Characters:4415	Words:635
Sentences:31	Speak Time: 6 Min

Excluded URL None

Content Checked for Plagiarism

Scope This review again brings to the fore, the need for associating biological, psychological and social perspectives in designing strategies for effectively managing and treating Anti-Social Personality Disorder. Research in biological substrate in ASPD shows quite substantial evidence to support genetic predispositions and neurobiological abnormalities. Research tends to prove that in childhood, conduct disorder can predict disorder later in adulthood as ASPD. Moreover, ASPD is probably a result of good quality of family relations and parental practices. In that respect, it is ascertainable that the deep-rooted emotional problems responsible for the aggressive behavior expressed by the person with ASPD have not been successfully handled through the more traditional therapeutic methods like Cognitive Behavioural Therapy and pharmacotherapy. However, vent may come in the form of newer therapies like MBT, PAP, TFP, schema therapy, and MBIs. These target maladaptive underlying schemas, improve affect regulation, and foster improved interpersonal relationships. This review again highlights the multi-faceted nature of ASPD and the potential of emerging therapies for core emotional and behavioral problems related to ASPD. Future studies should try to validate such therapies by well-designed, long-term studies and explore integrated treatment options so as to provide holistic entthesis treatment.

Limitations Although much understanding and treatment of ASPD have been done, heedingly, large information gaps still remain concerning long-term effectiveness and comparative effectivity for various therapies. Though MBT initially elicits much promise in treating BPD, because initial promise is portrayed in applying the same to ASPD, more comparative studies of effectivity are still needed. For example, as Rossouw & Fonagy, 2012 puts it, getting a patient with ASPD to attend therapy sessions regularly is tough because by nature and character, they are resistant and non-compliant. Effective execution of MBT requires specialized training of therapists, which thus creates a barrier to its diffuse applications (Bateman & Fonagy, 2019). Future studies should be conducted to examine more permanent effects of PAP in reducing aggression and other symptoms of ASPD. Indeed, most of the existing studies treat this latter outcome as being short-term in duration, with little known about the durability of the therapeutic gains. Few compare the efficacy in reducing aggression in ASPD between PAP and other therapeutic modalities, such as CBT or pharmacotherapy. Comparative studies may indicate what benefits and shortcomings are particular to PAP.

TFP, invented for treating BPD, appears to have some potential for the treatment of ASPD at least on the evidence of Clarkin et al. 2007, but it is still quite a challenge to optimize its delivery. These problems include logistic difficulties, such as availing an appropriate space to practice, the safety and security of the participants and the instructors from participants, especially in prison work. Getting and sustaining inmate interest in the long run is pretty difficult, more so in an environment that might lack motivation and commitment. Research into new therapies for ASPD which include MBT, PAP, TFP, Schema Therapy, and MBIs currently has some promise but is nonetheless relatively thin. The vast majority of studies have only short-term follow-ups, and it is difficult to rightly estimate the long-term effects of treatments. More rigorous, comparative, and long-term studies are needed to fill these gaps. The broader dissemination of these therapies is also hampered by the need for specialist therapist training. Conclusion Effective management of ASPD calls for an approach that puts the malady into its proper biological, psychological, and social connections. Genetic predispositions and neurobiological abnormalities play a very important role in the development of ASPD through twin studies and neuroimaging that reveals brain anomalies in impulse control and emotional regulation regions. These insights are used to guide pharmacological and neurobiological interventions. Psycho-social influences, especially childhood abuse or peer interactions, are substantially influential in ASPD. Accordingly, early intervention and prevention programs that presuppose these factors may help to reduce the risk of developing ASPD.

Sources



[Home](#) [Blog](#) [Testimonials](#) [About Us](#) [Privacy Policy](#)

Copyright © 2024 [Plagiarism Detector](#). All right reserved